

INTRODUCTION

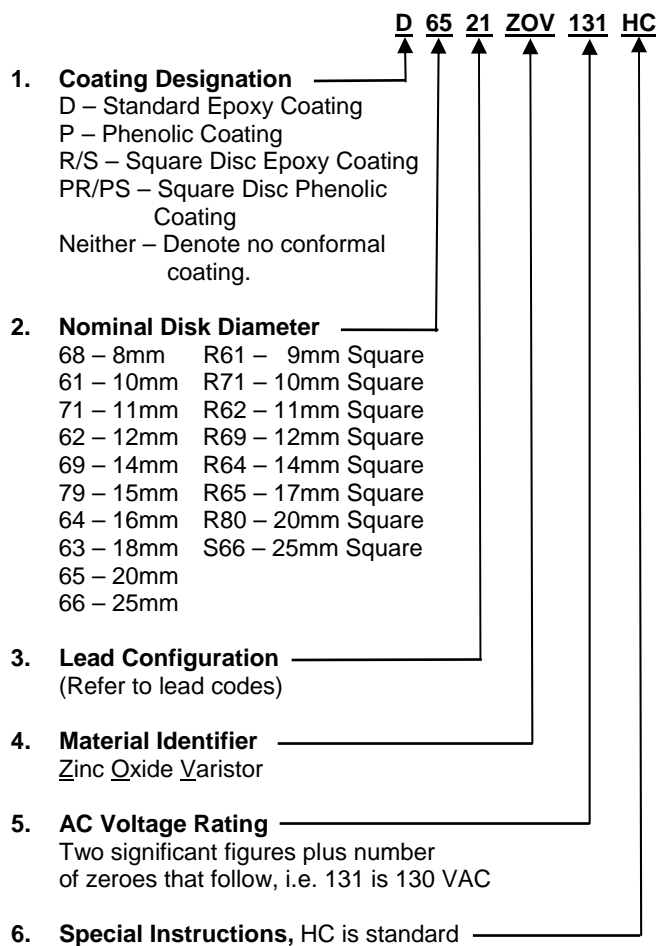
The HC Series, or High Current Series, is our specialized line of round and square disc, radial-leaded varistors. These components consist of wire leads and have nominal disk diameters from 8mm to 25mm. They are available with maximum continuous operating voltages (MCOV) ranging from 130VAC to 550VAC.

The HC Series is designed for pulse repetition and/or higher surge current environments including requirements by many safety agency standards, such as UL943. Most sizes are available in Tape and Reel and ammo pack.

STYLE DESIGNATION

The Maida Style Number is the typical means to identify our components when ordered. The style number identifies several parameters that are important for the characteristics of the device. An alternative ordering method, if known, is by our Item Number.

The following example is the standard part numbering system when ordering our HC Series components by the Maida Style Number:



STANDARD MARKING

Minimum marking shall consist of an abbreviated style designation and, when space is available, the manufacturer's initials or company logo.

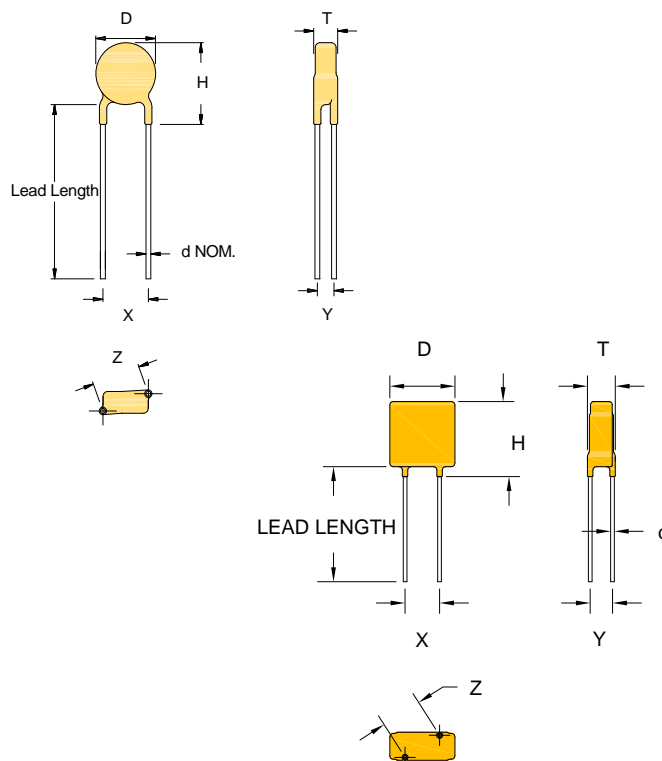
Example 1: **Example 2:**
MDC MDC
20HC R65
130V HZ131

Where:
MDC - Company Initials
20 - Disc Diameter
HC - High Current
130V - AC Voltage rating (130VAC)

MDC - Company Initials
R65 – Square Disc Diameter
HZ – High Current
131 – AC Voltage rating (130VAC)

A manufacturing date code and/or special markings are available upon request.

Other safety agency designations are included where applicable.



130VAC thru 180VAC VARISTORS

Maida Style Number	Recognitions To Safety Agency Standards						Nominal Size (mm)	Minimum Marking	Maximum Ratings						Electrical Characteristics				
									Applied Voltage		Energy		Peak Current		Varistor Voltage @1 mA DC		Max Clamping Voltage (@Test Current)		Typical Cap. 1 V rms @1kHz
											10 x 1000 μ sec	8 x 20 μ sec	8 x 20 # Pulses	1					
									(AC)	(DC)	(J)	(J)	(A)	(A)	Vmin (V)	Vmax (V)	(8 x 20 μ sec)	(A)	(pF)
									A	B	C	D	E	F	(mm)	(AC)	(DC)	(J)	(J)
R61ZOV131HC	X	X					9	R61-HZ131	130	175	45	45	4500	3500	184	224	340	20	550
R71ZOV131HC	X	X					10	R71-HZ131	130	175	48	48	5200	3750	184	224	340	25	640
D71ZOV131HC	X	X					11	11HC130V	130	175	71	71	4700	3500	184	224	340	30	570
R62ZOV131HC	X	X					11	R62-HZ131	130	175	53	53	6500	5000	184	224	340	30	770
D62ZOV131HC	X	X					12	12HC130V	130	175	85	85	5600	4000	184	224	340	40	960
R69ZOV131HC	X	X					12	R69-HZ131	130	175	70	70	9000	7000	184	224	340	50	790
D69ZOV131HC	X	X					14	14HC130V	130	175	110	110	6500	5000	184	224	340	50	1040
R64ZOV131HC	X	X					14	R64-HZ131	130	175	100	100	10000	7000	184	224	340	50	1100
D79ZOV131HC	X	X					15	15HC130V	130	175	120	120	8200	6000	184	224	340	55	1210
D64ZOV131HC	X	X					16	16HC130V	130	175	145	145	10000	7500	184	224	340	60	1510
R65ZOV131HC	X	X					17	R65-HZ131	130	175	150	150	15000	12000	184	224	340	100	1800
D63ZOV131HC	X	X					18	18HC130V	130	175	200	200	12000	9000	184	224	340	80	1800
D65ZOV131HC	X	X					20	20HC130V	130	175	225	225	15000	12000	184	224	340	100	2310
R80ZOV131HC	X	X					20	R80-HZ131	130	175	160	160	17000	13000	184	224	340	100	2450
R66ZOV131HC	X	X					22	R66-HZ131	130	175	170	170	18000	14000	184	224	325	150	3200
D66ZOV131HC	X	X					25	HZ131-140UL	130	175	250	250	15000	12000	184	224	340	100	4000
S66ZOV131HC	X	X					25	S66-HZ131	130	175	235	235	22000	18000	184	224	325	200	4150
D71ZOV141HC	X	X					11	11HC140V	140	180	78	78	4700	3500	198	242	360	30	530
D62ZOV141HC	X	X					12	12HC140V	140	180	97	97	5600	4000	198	242	360	40	890
D69ZOV141HC	X	X					14	14HC140V	140	180	120	120	6500	5000	198	242	360	50	960
D79ZOV141HC	X	X					15	15HC140V	140	180	140	140	8200	6000	198	242	360	55	1120
D64ZOV141HC	X	X					16	16HC140V	140	180	155	155	10000	7500	198	242	360	60	1400
D63ZOV141HC	X	X					18	18HC140V	140	180	200	200	12000	9000	198	242	360	80	1680
D65ZOV141HC	X	X					20	20HC140V	140	180	255	255	15000	12000	198	242	360	100	2150
D66ZOV141HC	X	X					25	HZ141-150UL	140	180	270	270	15000	12000	198	242	360	100	3700
R61ZOV151HC	X	X					9	R61-HZ151	150	200	50	50	4500	3500	212	259	395	20	480
R71ZOV151HC	X	X					10	R71-HZ151	150	200	54	54	5200	3750	212	259	395	30	550
D71ZOV151HC	X	X					11	11HC150V	150	200	86	86	4700	3500	212	259	395	30	490
R62ZOV151HC	X	X					11	R62-HZ151	150	200	59	59	6500	5000	212	259	395	30	670
D62ZOV151HC	X	X					12	12HC150V	150	200	105	105	5600	4000	212	259	395	40	820
R69ZOV151HC	X	X					12	R69-HZ151	150	200	78	78	9000	7000	212	259	395	50	680
D69ZOV151HC	X	X					14	14HC150V	150	200	130	130	6500	5000	212	259	395	50	880
R64ZOV151HC	X	X					14	R64-HZ151	150	200	106	106	10000	7000	212	259	395	50	960
D79ZOV151HC	X	X					15	15HC150V	150	200	150	150	8200	6000	212	259	395	55	1030
D64ZOV151HC	X	X					16	16HC150V	150	200	175	175	10000	7500	212	259	395	60	1290
R65ZOV151HC	X	X					17	R65-HZ151	150	200	160	160	15000	12000	212	259	395	100	1600
D63ZOV151HC	X	X					18	18HC150V	150	200	200	200	12000	9000	212	259	395	80	1540
D65ZOV151HC	X	X					20	20HC150V	150	200	275	275	15000	12000	212	259	395	100	1970
R80ZOV151HC	X	X					20	R80-HZ151	150	200	170	170	17000	13000	212	259	395	100	2100
R66ZOV151HC	X	X					22	R66-HZ151	150	200	180	180	18000	14000	212	259	360	150	2800
D66ZOV151HC	X	X					25	HZ151-160UL	150	200	290	290	15000	12000	212	259	395	100	3500
S66ZOV151HC	X	X					25	S66-HZ151	150	200	240	240	22000	18000	212	259	360	200	3600
D68ZOV181HC	X	X					8	HZ181-03	180	230	55	55	2500	1750	255	311	465	15	250
R61ZOV181HC	X	X					9	R61-HZ181	180	230	60	60	4500	3500	255	311	465	20	400
D61ZOV181HC	X	X					10	HZ181-04	180	230	84	84	3500	2500	255	311	465	25	510
R71ZOV181HC	X	X					10	R71-HZ181	180	230	61	61	5200	3750	255	311	465	25	460
D71ZOV181HC	X	X					11	HZ181-05	180	230	92	92	4500	3500	255	311	465	30	700
R62ZOV181HC	X	X					11	R62-HZ181	180	230	62	62	6500	5000	255	311	465	30	560
D62ZOV181HC	X	X					12	HZ181-07UL	180	230	112	112	5200	3750	255	311	465	40	920
R69ZOV181HC	X	X					12	R69-HZ181	180	230	100	100	9000	7000	255	311	465	50	570
D69ZOV181HC	X	X					14	HZ181-09UL	180	230	140	140	6500	5000	255	311	465	50	880
R64ZOV181HC	X	X					14	R64-HZ181	180	230	145	145	10000	7000	255	311	465	50	800
D64ZOV181HC	X	X					16	HZ181-12UL	180	230	187	187	9000	7500	255	311	465	60	1180
R65ZOV181HC	X	X					17	R65-HZ181	180	230	190	190	15000	12000	255	311	465	100	1300
D63ZOV181HC	X	X					18	HZ181-100UL	180	230	252	252	10000	8000	255	311	465	80	1540
D65ZOV181HC	X	X					20	HZ181-20UL	180	230	293	293	13000	10000	255	311	465	100	1960
R80ZOV181HC	X	X					20	R80-HZ181	180	230	195	195	17000	13000	255	311	455	100	1800
R66ZOV181HC	X	X					22	R66-HZ181	180	230	200	200	18000	14000	255	311	455	150	2300
D66ZOV181HC	X	X					25	HZ181-200UL	180	230	300	300	15000	12000	255	311	465	100	2900
S66ZOV181HC	X	X					25	S66-HZ181	180	230	310	310	22000	18000	255	311	455	200	3000

NOTES:

Appendix A lists the single-pulse peak current and energy ratings on file with the Safety Agencies.

Maximum transient rating specified in this table are valid. They may differ from those shown in Appendix A.

- A = UL1449
- B = cUL
- C = CSA
- D = VDE
- E =
- F =

130VAC thru 180VAC VARISTORS

Maida Style Number	MAX. Diameter (D) (in)	MAX. Thickness (T) (in)	MAX. Height (H) (in)	Typical X Dimension (in)	Typical X Tolerance (in)	Typical Y Dimension (in)	Typical Y Tolerance (in)	Typical Z Dimension (in)	Typical Z Tolerance (in)	Typical Wire Diameter (d) (in)
R61ZOV131HC	0.454	0.271	0.579	0.300	0.040	0.115	0.030	0.321	0.040	0.032
R71ZOV131HC	0.494	0.271	0.619	0.300	0.040	0.118	0.030	0.322	0.040	0.032
D71ZOV131HC	0.531	0.204	0.656	0.300	0.040	0.079	0.030	0.310	0.040	0.032
R62ZOV131HC	0.533	0.271	0.658	0.300	0.040	0.119	0.030	0.322	0.040	0.032
D62ZOV131HC	0.590	0.204	0.715	0.300	0.040	0.081	0.030	0.310	0.040	0.032
R69ZOV131HC	0.566	0.271	0.691	0.300	0.040	0.121	0.030	0.323	0.040	0.032
D69ZOV131HC	0.650	0.204	0.775	0.300	0.040	0.082	0.030	0.311	0.040	0.032
R64ZOV131HC	0.651	0.271	0.776	0.300	0.040	0.121	0.030	0.323	0.040	0.032
D79ZOV131HC	0.653	0.204	0.778	0.300	0.040	0.082	0.030	0.311	0.040	0.032
D64ZOV131HC	0.710	0.204	0.835	0.300	0.040	0.082	0.030	0.311	0.040	0.032
R65ZOV131HC	0.763	0.271	0.888	0.300	0.040	0.122	0.030	0.323	0.040	0.032
D63ZOV131HC	0.787	0.204	0.912	0.300	0.040	0.083	0.030	0.311	0.040	0.032
D65ZOV131HC	0.905	0.204	1.030	0.300	0.040	0.083	0.030	0.311	0.040	0.032
R80ZOV131HC	0.877	0.271	1.002	0.300	0.040	0.123	0.030	0.324	0.040	0.032
R66ZOV131HC	0.925	0.271	1.050	0.394	0.040	0.123	0.030	0.412	0.040	0.032
D66ZOV131HC	1.100	0.252	1.225	0.500	0.040	0.130	0.030	0.516	0.040	0.040
S66ZOV131HC	1.142	0.271	1.267	0.394	0.040	0.152	0.030	0.422	0.040	0.032
D71ZOV141HC	0.531	0.208	0.656	0.300	0.040	0.083	0.030	0.311	0.040	0.032
D62ZOV141HC	0.590	0.208	0.715	0.300	0.040	0.084	0.030	0.311	0.040	0.032
D69ZOV141HC	0.650	0.208	0.775	0.300	0.040	0.086	0.030	0.312	0.040	0.032
D79ZOV141HC	0.653	0.208	0.778	0.300	0.040	0.086	0.030	0.312	0.040	0.032
D64ZOV141HC	0.710	0.208	0.835	0.300	0.040	0.086	0.030	0.312	0.040	0.032
D63ZOV141HC	0.787	0.208	0.912	0.300	0.040	0.087	0.030	0.312	0.040	0.032
D65ZOV141HC	0.905	0.208	1.030	0.300	0.040	0.087	0.030	0.312	0.040	0.032
D66ZOV141HC	1.100	0.252	1.225	0.500	0.040	0.135	0.030	0.517	0.040	0.040
R61ZOV151HC	0.454	0.284	0.579	0.300	0.040	0.123	0.030	0.324	0.040	0.032
R71ZOV151HC	0.494	0.284	0.619	0.300	0.040	0.126	0.030	0.325	0.040	0.032
D71ZOV151HC	0.531	0.212	0.656	0.300	0.040	0.088	0.030	0.312	0.040	0.032
R62ZOV151HC	0.533	0.284	0.658	0.300	0.040	0.128	0.030	0.326	0.040	0.032
D62ZOV151HC	0.590	0.212	0.715	0.300	0.040	0.089	0.030	0.312	0.040	0.032
R69ZOV151HC	0.566	0.284	0.691	0.300	0.040	0.129	0.030	0.326	0.040	0.032
D69ZOV151HC	0.650	0.212	0.775	0.300	0.040	0.091	0.030	0.313	0.040	0.032
R64ZOV151HC	0.651	0.284	0.776	0.300	0.040	0.129	0.030	0.326	0.040	0.032
D79ZOV151HC	0.653	0.212	0.778	0.300	0.040	0.091	0.030	0.313	0.040	0.032
D64ZOV151HC	0.710	0.212	0.835	0.300	0.040	0.091	0.030	0.313	0.040	0.032
R65ZOV151HC	0.763	0.284	0.888	0.300	0.040	0.131	0.030	0.327	0.040	0.032
D63ZOV151HC	0.787	0.212	0.912	0.300	0.040	0.092	0.030	0.313	0.040	0.032
D65ZOV151HC	0.905	0.212	1.030	0.300	0.040	0.092	0.030	0.313	0.040	0.032
R80ZOV151HC	0.877	0.284	1.002	0.300	0.040	0.132	0.030	0.327	0.040	0.032
R66ZOV151HC	0.925	0.284	1.050	0.394	0.040	0.132	0.030	0.415	0.040	0.032
D66ZOV151HC	1.100	0.252	1.225	0.500	0.040	0.152	0.030	0.520	0.040	0.040
S66ZOV151HC	1.142	0.284	1.267	0.394	0.040	0.165	0.030	0.427	0.040	0.032
D68ZOV181HC	0.394	0.242	0.519	0.200	0.040	0.131	0.030	0.239	0.040	0.032
R61ZOV181HC	0.454	0.294	0.579	0.300	0.040	0.134	0.030	0.328	0.040	0.032
D61ZOV181HC	0.472	0.246	0.597	0.300	0.040	0.134	0.030	0.328	0.040	0.032
R71ZOV181HC	0.494	0.294	0.619	0.300	0.040	0.138	0.030	0.330	0.040	0.032
D71ZOV181HC	0.531	0.246	0.656	0.300	0.040	0.138	0.030	0.330	0.040	0.032
R62ZOV181HC	0.533	0.294	0.658	0.300	0.040	0.140	0.030	0.331	0.040	0.032
D62ZOV181HC	0.590	0.248	0.715	0.300	0.040	0.140	0.030	0.331	0.040	0.032
R69ZOV181HC	0.566	0.294	0.691	0.300	0.040	0.142	0.030	0.331	0.040	0.032
D69ZOV181HC	0.650	0.251	0.775	0.300	0.040	0.142	0.030	0.331	0.040	0.032
R64ZOV181HC	0.651	0.294	0.776	0.300	0.040	0.142	0.030	0.331	0.040	0.032
D64ZOV181HC	0.710	0.251	0.835	0.300	0.040	0.142	0.030	0.331	0.040	0.032
R65ZOV181HC	0.763	0.294	0.888	0.300	0.040	0.144	0.030	0.332	0.040	0.032
D63ZOV181HC	0.787	0.252	0.912	0.300	0.040	0.144	0.030	0.332	0.040	0.032
D65ZOV181HC	0.905	0.252	1.030	0.300	0.040	0.144	0.030	0.332	0.040	0.032
R80ZOV181HC	0.877	0.294	1.002	0.300	0.040	0.145	0.030	0.333	0.040	0.032
R66ZOV181HC	0.925	0.294	1.050	0.394	0.040	0.145	0.030	0.419	0.040	0.032
D66ZOV181HC	1.100	0.252	1.225	0.500	0.040	0.152	0.030	0.522	0.040	0.040
S66ZOV181HC	1.142	0.294	1.267	0.394	0.040	0.178	0.030	0.432	0.040	0.032

NOTE: Alternate dimensional specifications, including lead styles, for any part listed may be available upon request. Please contact us for any inquiries.

210VAC thru 250VAC VARISTORS

Maida Style Number	Recognitions To Safety Agency Standards						Nominal Size	Minimum Marking	Maximum Ratings						Electrical Characteristics				
									Applied Voltage		Energy		Peak Current		Varistor Voltage @1 mA DC		Max Clamping Voltage (@Test Current)		Typical Cap.
											10 x 1000	8 x 20	8 x 20						
											μsec	μsec	# Pulses						1 V rms @1kHz
									(AC)	(DC)	(J)	(J)	1	2	Vmin	Vmax	(8 x 20 μsec)		(pF)
A	B	C	D	E	F	(mm)						(V)	(V)	(V)	(A)				
D68ZOV211HC	X	X					8	HZ211-19	210	270	61	61	2500	1750	297	363	545	15	210
R61ZOV211HC	X	X					9	R61-HZ211	210	270	62	62	4500	3500	297	363	545	20	340
D61ZOV211HC	X	X					10	HZ211-30	210	270	88	88	3500	2500	297	363	545	25	440
R71ZOV211HC	X	X					10	R71-HZ211	210	270	65	65	5200	3750	297	363	545	25	400
D71ZOV211HC	X	X					11	HZ211-36	210	270	97	97	4500	3500	297	363	545	30	600
R62ZOV211HC	X	X					11	R62-HZ211	210	270	69	69	6500	5000	297	363	545	30	480
D62ZOV211HC	X	X					12	HZ211-45UL	210	270	118	118	5200	3750	297	363	545	40	780
R69ZOV211HC	X	X					12	R69-HZ211	210	270	120	120	9000	7000	297	363	545	50	490
D69ZOV211HC	X	X					14	HZ211-65UL	210	270	150	150	6500	5000	297	363	545	50	750
R64ZOV211HC	X	X					14	R64-HZ211	210	270	175	175	10000	7000	297	363	545	50	690
D64ZOV211HC	X	X					16	HZ211-85UL	210	270	199	199	9000	7500	297	363	545	60	1000
R65ZOV211HC	X	X					17	R65-HZ211	210	270	230	230	15000	12000	297	363	545	100	1100
D63ZOV211HC	X	X					18	HZ211-75UL	210	270	265	265	10000	8000	297	363	545	80	1300
D65ZOV211HC	X	X					20	HZ211-110UL	210	270	310	310	13000	10000	297	363	545	100	1660
R80ZOV211HC	X	X					20	R80-HZ211	210	270	240	240	17000	13000	297	363	545	100	1500
R66ZOV211HC	X	X					22	R66-HZ211	210	270	250	250	18000	14000	297	363	540	150	2000
D66ZOV211HC	X	X					25	HZ211-220UL	210	270	319	319	15000	12000	297	363	545	100	2470
S66ZOV211HC	X	X					25	S66-HZ211	210	270	420	420	22000	18000	297	363	540	200	2600
D68ZOV231HC	X	X					8	HZ231-20	230	300	66	66	2500	1750	326	397	595	15	190
R61ZOV231HC	X	X					9	R61-HZ231	230	300	65	65	4500	3500	326	397	595	20	310
D61ZOV231HC	X	X					10	HZ231-35	230	300	91	91	3500	2500	326	397	595	25	400
R71ZOV231HC	X	X					10	R71-HZ231	230	300	67	67	5200	3750	326	397	595	25	360
D71ZOV231HC	X	X					11	HZ231-42	230	300	101	101	4500	3500	326	397	595	30	550
R62ZOV231HC	X	X					11	R62-HZ231	230	300	70	70	6500	5000	326	397	595	30	440
D62ZOV231HC	X	X					12	HZ231-50UL	230	300	122	122	5200	3750	326	397	595	40	720
R69ZOV231HC	X	X					12	R69-HZ231	230	300	135	135	9000	7000	326	397	595	50	450
D69ZOV231HC	X	X					14	HZ231-70UL	230	300	155	155	6500	5000	326	397	595	50	680
R64ZOV231HC	X	X					14	R64-HZ231	230	300	205	205	10000	7000	326	397	595	50	630
D64ZOV231HC	X	X					16	HZ231-90UL	230	300	207	207	9000	7500	326	397	595	60	910
R65ZOV231HC	X	X					17	R65-HZ231	230	300	270	270	15000	12000	326	397	595	100	1000
D63ZOV231HC	X	X					18	HZ231-80UL	230	300	273	273	10000	8000	326	397	595	80	1200
D65ZOV231HC	X	X					20	HZ231-115UL	230	300	322	322	13000	10000	326	397	595	100	1520
R80ZOV231HC	X	X					20	R80-HZ231	230	300	275	275	17000	13000	326	397	595	100	1400
R66ZOV231HC	X	X					22	R66-HZ231	230	300	280	280	18000	14000	326	397	590	150	1800
D66ZOV231HC	X	X					25	HZ231-230UL	230	300	332	332	15000	12000	326	397	595	100	2260
S66ZOV231HC	X	X					25	S66-HZ231	230	300	490	490	22000	18000	326	397	590	200	2400
D68ZOV251HC	X	X					8	HZ251-21	250	330	70	70	2500	1750	354	432	650	15	180
R61ZOV251HC	X	X					9	R61-HZ251	250	330	70	70	4500	3500	354	432	650	20	290
D61ZOV251HC	X	X					10	HZ251-40	250	330	93	93	3500	2500	354	432	650	25	370
R71ZOV251HC	X	X					10	R71-HZ251	250	330	75	75	5200	3750	354	432	650	25	330
D71ZOV251HC	X	X					11	HZ251-48UL	250	330	105	105	4500	3500	354	432	650	30	510
R62ZOV251HC	X	X					11	R62-HZ251	250	330	80	80	6500	5000	354	432	650	30	400
D62ZOV251HC	X	X					12	HZ251-55UL	250	330	127	127	5200	3750	354	432	650	40	660
R69ZOV251HC	X	X					12	R69-HZ251	250	330	145	145	9000	7000	354	432	650	50	410
D69ZOV251HC	X	X					14	HZ251-72UL	250	330	160	160	6500	5000	354	432	650	50	630
R64ZOV251HC	X	X					14	R64-HZ251	250	330	225	225	10000	7000	354	432	650	50	580
D64ZOV251HC	X	X					16	HZ251-94UL	250	330	215	215	9000	7500	354	432	650	60	840
R65ZOV251HC	X	X					17	R65-HZ251	250	330	300	300	15000	12000	354	432	650	100	940
D63ZOV251HC	X	X					18	HZ251-90UL	250	330	281	281	10000	8000	354	432	650	80	1100
D65ZOV251HC	X	X					20	HZ251-130UL	250	330	334	334	13000	10000	354	432	650	100	1400
R80ZOV251HC	X	X					20	R80-HZ251	250	330	310	310	17000	13000	354	432	650	100	1270
R66ZOV251HC	X	X					22	R66-HZ251	250	330	315	315	18000	14000	354	432	620	150	1670
D66ZOV251HC	X	X					25	HZ251-260UL	250	300	345	345	15000	12000	354	432	650	100	2090
S66ZOV251HC	X	X					25	S66-HZ251	250	330	550	550	22000	18000	354	432	620	200	2150

NOTES:

Appendix A lists the single-pulse peak current and energy ratings on file with the Safety Agencies.
 Maximum transient rating specified in this table are valid. They may differ from those shown in Appendix A.
 A = UL1449 D = VDE
 B = cUL E =
 C = CSA F =

210VAC thru 250VAC VARISTORS

Maida Style Number	MAX. Diameter (D) (in)	MAX. Thickness (T) (in)	MAX. Height (H) (in)	Typical X Dimension (in)	Typical X Tolerance (in)	Typical Y Dimension (in)	Typical Y Tolerance (in)	Typical Z Dimension (in)	Typical Z Tolerance (in)	Typical Wire Diameter (d) (in)
D68ZOV211HC	0.394	0.254	0.519	0.200	0.040	0.143	0.030	0.245	0.040	0.032
R61ZOV211HC	0.454	0.309	0.579	0.300	0.040	0.147	0.030	0.334	0.040	0.032
D61ZOV211HC	0.472	0.258	0.597	0.300	0.040	0.147	0.030	0.334	0.040	0.032
R71ZOV211HC	0.494	0.309	0.619	0.300	0.040	0.151	0.030	0.335	0.040	0.032
D71ZOV211HC	0.531	0.259	0.656	0.300	0.040	0.151	0.030	0.335	0.040	0.032
R62ZOV211HC	0.533	0.309	0.658	0.300	0.040	0.153	0.030	0.336	0.040	0.032
D62ZOV211HC	0.590	0.261	0.715	0.300	0.040	0.153	0.030	0.336	0.040	0.032
R69ZOV211HC	0.566	0.309	0.691	0.300	0.040	0.156	0.030	0.338	0.040	0.032
D69ZOV211HC	0.650	0.266	0.775	0.300	0.040	0.156	0.030	0.338	0.040	0.032
R64ZOV211HC	0.651	0.309	0.776	0.300	0.040	0.156	0.030	0.338	0.040	0.032
D64ZOV211HC	0.710	0.266	0.835	0.300	0.040	0.156	0.030	0.338	0.040	0.032
R65ZOV211HC	0.763	0.309	0.888	0.300	0.040	0.158	0.030	0.339	0.040	0.032
D63ZOV211HC	0.787	0.266	0.912	0.300	0.040	0.158	0.030	0.339	0.040	0.032
D65ZOV211HC	0.905	0.266	1.030	0.300	0.040	0.158	0.030	0.339	0.040	0.032
R80ZOV211HC	0.877	0.309	1.002	0.300	0.040	0.160	0.030	0.340	0.040	0.032
R66ZOV211HC	0.925	0.309	1.050	0.394	0.040	0.160	0.030	0.425	0.040	0.032
D66ZOV211HC	1.100	0.266	1.225	0.500	0.040	0.166	0.030	0.526	0.040	0.040
S66ZOV211HC	1.142	0.309	1.267	0.394	0.040	0.193	0.030	0.438	0.040	0.032
D68ZOV231HC	0.394	0.261	0.519	0.200	0.040	0.150	0.030	0.250	0.040	0.032
R61ZOV231HC	0.454	0.318	0.579	0.300	0.040	0.154	0.030	0.337	0.040	0.032
D61ZOV231HC	0.472	0.266	0.597	0.300	0.040	0.154	0.030	0.337	0.040	0.032
R71ZOV231HC	0.494	0.318	0.619	0.300	0.040	0.159	0.030	0.339	0.040	0.032
D71ZOV231HC	0.531	0.267	0.656	0.300	0.040	0.159	0.030	0.339	0.040	0.032
R62ZOV231HC	0.533	0.318	0.658	0.300	0.040	0.161	0.030	0.340	0.040	0.032
D62ZOV231HC	0.590	0.269	0.715	0.300	0.040	0.161	0.030	0.340	0.040	0.032
R69ZOV231HC	0.566	0.318	0.691	0.300	0.040	0.164	0.030	0.341	0.040	0.032
D69ZOV231HC	0.650	0.272	0.775	0.300	0.040	0.164	0.030	0.341	0.040	0.032
R64ZOV231HC	0.651	0.318	0.776	0.300	0.040	0.164	0.030	0.341	0.040	0.032
D64ZOV231HC	0.710	0.272	0.835	0.300	0.040	0.164	0.030	0.341	0.040	0.032
R65ZOV231HC	0.763	0.318	0.888	0.300	0.040	0.167	0.030	0.343	0.040	0.032
D63ZOV231HC	0.787	0.275	0.912	0.300	0.040	0.167	0.030	0.343	0.040	0.032
D65ZOV231HC	0.905	0.275	1.030	0.300	0.040	0.167	0.030	0.343	0.040	0.032
R80ZOV231HC	0.877	0.318	1.002	0.300	0.040	0.168	0.030	0.343	0.040	0.032
R66ZOV231HC	0.925	0.318	1.050	0.394	0.040	0.168	0.030	0.428	0.040	0.032
D66ZOV231HC	1.100	0.275	1.225	0.500	0.040	0.175	0.030	0.529	0.040	0.040
S66ZOV231HC	1.142	0.318	1.267	0.394	0.040	0.202	0.030	0.442	0.040	0.032
D68ZOV251HC	0.394	0.269	0.519	0.200	0.040	0.158	0.030	0.254	0.040	0.032
R61ZOV251HC	0.454	0.328	0.579	0.300	0.040	0.162	0.030	0.340	0.040	0.032
D61ZOV251HC	0.472	0.273	0.597	0.300	0.040	0.162	0.030	0.340	0.040	0.032
R71ZOV251HC	0.494	0.328	0.619	0.300	0.040	0.167	0.030	0.343	0.040	0.032
D71ZOV251HC	0.531	0.275	0.656	0.300	0.040	0.167	0.030	0.343	0.040	0.032
R62ZOV251HC	0.533	0.328	0.658	0.300	0.040	0.170	0.030	0.344	0.040	0.032
D62ZOV251HC	0.590	0.278	0.715	0.300	0.040	0.170	0.030	0.344	0.040	0.032
R69ZOV251HC	0.566	0.328	0.691	0.300	0.040	0.173	0.030	0.346	0.040	0.032
D69ZOV251HC	0.650	0.281	0.775	0.300	0.040	0.173	0.030	0.346	0.040	0.032
R64ZOV251HC	0.651	0.328	0.776	0.300	0.040	0.173	0.030	0.346	0.040	0.032
D64ZOV251HC	0.710	0.281	0.835	0.300	0.040	0.173	0.030	0.346	0.040	0.032
R65ZOV251HC	0.763	0.328	0.888	0.300	0.040	0.176	0.030	0.347	0.040	0.032
D63ZOV251HC	0.787	0.283	0.912	0.300	0.040	0.176	0.030	0.347	0.040	0.032
D65ZOV251HC	0.905	0.283	1.030	0.300	0.040	0.176	0.030	0.347	0.040	0.032
R80ZOV251HC	0.877	0.328	1.002	0.300	0.040	0.178	0.030	0.348	0.040	0.032
R66ZOV251HC	0.925	0.328	1.050	0.394	0.040	0.178	0.030	0.432	0.040	0.032
D66ZOV251HC	1.100	0.283	1.225	0.500	0.040	0.184	0.030	0.532	0.040	0.040
S66ZOV251HC	1.142	0.328	1.267	0.394	0.040	0.212	0.030	0.447	0.040	0.032

NOTE: Alternate dimensional specifications, including lead styles, for any part listed may be available upon request. Please contact us for any inquiries.

270VAC thru 320VAC VARISTORS

Maida Style Number	Recognitions To Safety Agency Standards						Nominal Size (mm)	Minimum Marking	Maximum Ratings						Electrical Characteristics				
									Applied Voltage		Transient				Varistor Voltage @1 mA DC		Max Clamping Voltage (@Test Current)		Typical Cap. 1 V rms @1kHz (pF)
											Energy		Peak Current						
											10 x 1000 μ /sec (J)	8 x 20 μ /sec (J)	8 x 20 μ /sec # Pulses						
									(AC)	(DC)	(A)	(A)	Vmin (V)	Vmax (V)	(8 x 20 μ /sec) (V)	(A)			
D68ZOV271HC	X	X					8	HZ271-23UL	270	360	75	75	2500	1750	382	466	710	15	170
R61ZOV271HC	X	X					9	R61-HZ271	270	360	80	80	4500	3500	382	466	710	20	270
D61ZOV271HC	X	X					10	HZ271-43UL	270	360	96	96	3500	2500	382	466	710	25	340
R71ZOV271HC	X	X					10	R71-HZ271	270	360	85	85	5200	3750	382	466	710	25	310
D71ZOV271HC	X	X					11	HZ271-52UL	270	360	108	108	4500	3500	382	466	710	30	470
R62ZOV271HC	X	X					11	R62-HZ271	270	360	91	91	6500	5000	382	466	710	30	370
D62ZOV271HC	X	X					12	HZ271-60UL	270	360	131	131	5200	3750	382	466	710	40	620
R69ZOV271HC	X	X					12	R69-HZ271	270	360	160	160	9000	7000	382	466	710	50	380
D69ZOV271HC	X	X					14	HZ271-75UL	270	360	168	168	6500	5000	382	466	710	50	590
R64ZOV271HC	X	X					14	R64-HZ271	270	360	245	245	10000	7000	382	466	710	50	530
D64ZOV271HC	X	X					16	HZ271-97UL	270	360	222	222	9000	7500	382	466	710	60	780
R65ZOV271HC	X	X					17	R65-HZ271	270	360	325	325	15000	12000	382	466	710	100	880
D63ZOV271HC	X	X					18	HZ271-100UL	270	360	290	290	10000	8000	382	466	710	80	1030
D65ZOV271HC	X	X					20	HZ271-140UL	270	360	346	346	13000	10000	382	466	710	100	1310
R80ZOV271HC	X	X					20	R80-HZ271	270	360	335	335	17000	13000	382	466	680	100	1200
R66ZOV271HC	X	X					22	R66-HZ271	270	360	340	340	18000	14000	382	466	680	150	1550
D66ZOV271HC	X	X					25	HZ271-280UL	270	360	358	358	15000	12000	382	466	710	100	1940
S66ZOV271HC	X	X					25	S66-HZ271	270	360	595	595	22000	18000	382	466	680	200	2000
D68ZOV301HC	X	X					8	HZ301-25UL	300	390	82	82	2500	1750	425	518	790	15	150
R61ZOV301HC	X	X					9	R61-HZ301	300	390	85	85	4500	3500	425	518	790	20	240
D61ZOV301HC	X	X					10	HZ301-45UL	300	390	99	99	3500	2500	425	518	790	25	310
R71ZOV301HC	X	X					10	R71-HZ301	300	390	95	95	5200	3750	425	518	790	25	280
D71ZOV301HC	X	X					11	HZ301-53UL	300	390	114	114	4500	3500	425	518	790	30	420
R62ZOV301HC	X	X					11	R62-HZ301	300	390	105	105	6500	5000	425	518	790	30	330
D62ZOV301HC	X	X					12	HZ301-65UL	300	390	138	138	5200	3750	425	518	790	40	550
R69ZOV301HC	X	X					12	R69-HZ301	300	390	175	175	9000	7000	425	518	790	50	340
D69ZOV301HC	X	X					14	HZ301-76UL	300	390	177	177	6500	5000	425	518	790	50	520
R64ZOV301HC	X	X					14	R64-HZ301	300	390	265	265	10000	7000	425	518	790	50	480
D64ZOV301HC	X	X					16	HZ301-100UL	300	390	234	234	9000	7500	425	518	790	60	700
R65ZOV301HC	X	X					17	R65-HZ301	300	390	350	350	15000	12000	425	518	790	100	790
D63ZOV301HC	X	X					18	HZ301-105UL	300	390	302	302	10000	8000	425	518	790	80	920
D65ZOV301HC	X	X					20	HZ301-150UL	300	390	363	363	13000	10000	425	518	790	100	1170
R80ZOV301HC	X	X					20	R80-HZ301	300	390	355	355	17000	13000	425	518	790	100	1060
R66ZOV301HC	X	X					22	R66-HZ301	300	390	360	360	18000	14000	425	518	760	150	1400
D66ZOV301HC	X	X					25	HZ301-300UL	300	390	378	378	15000	12000	425	518	790	100	1730
S66ZOV301HC	X	X					25	S66-HZ301	300	390	640	640	22000	18000	425	518	760	200	1800
D68ZOV321HC	X	X					8	HZ321-26UL	320	420	86	86	2500	1750	453	553	850	15	140
R61ZOV321HC	X	X					9	R61-HZ321	320	420	92	92	4500	3500	453	553	850	20	220
D61ZOV321HC	X	X					10	HZ321-45UL	320	420	102	102	3500	2500	453	553	850	25	290
R71ZOV321HC	X	X					10	R71-HZ321	320	420	115	115	5200	3750	453	553	850	25	260
D71ZOV321HC	X	X					11	HZ321-54UL	320	420	117	117	4500	3500	453	553	850	30	400
R62ZOV321HC	X	X					11	R62-HZ321	320	420	140	140	6500	5000	453	553	850	30	310
D62ZOV321HC	X	X					12	HZ321-70UL	320	420	142	142	5200	3750	453	553	850	40	520
R69ZOV321HC	X	X					12	R69-HZ321	320	420	190	190	9000	7000	453	553	850	50	320
D69ZOV321HC	X	X					14	HZ321-80UL	320	420	183	183	6500	5000	453	553	850	50	490
R64ZOV321HC	X	X					14	R64-HZ321	320	420	285	285	10000	7000	453	553	850	50	450
D64ZOV321HC	X	X					16	HZ321-104UL	320	420	242	242	9000	7500	453	553	850	60	660
R65ZOV321HC	X	X					17	R65-HZ321	320	420	385	385	15000	12000	453	553	810	100	740
D63ZOV321HC	X	X					18	HZ321-110UL	320	420	310	310	10000	8000	453	553	850	80	860
D65ZOV321HC	X	X					20	HZ321-160UL	320	420	375	375	13000	10000	453	553	850	100	1100
R80ZOV321HC	X	X					20	R80-HZ321	320	420	410	410	17000	13000	453	553	810	100	1000
R66ZOV321HC	X	X					22	R66-HZ321	320	420	430	430	18000	14000	453	553	810	150	1300
D66ZOV321HC	X	X					25	HZ321-320UL	320	420	391	391	15000	12000	453	553	850	100	1630
S66ZOV321HC	X	X					25	S66-HZ321	320	420	700	700	22000	18000	453	553	810	200	1700

NOTES:

Appendix A lists the single-pulse peak current and energy ratings on file with the Safety Agencies.

Maximum transient rating specified in this table are valid. They may differ from those shown in Appendix A.

- A = UL1449 D = VDE
- B = cUL E =
- C = CSA F =

270VAC thru 320VAC VARISTORS

Maida Style Number	MAX. Diameter (D) (in)	MAX. Thickness (T) (in)	MAX. Height (H) (in)	Typical X Dimension (in)	Typical X Tolerance (in)	Typical Y Dimension (in)	Typical Y Tolerance (in)	Typical Z Dimension (in)	Typical Z Tolerance (in)	Typical Wire Diameter (d) (in)
D68ZOV271HC	0.394	0.278	0.519	0.200	0.040	0.165	0.030	0.259	0.040	0.032
R61ZOV271HC	0.454	0.336	0.579	0.300	0.040	0.200	0.030	0.360	0.040	0.032
D61ZOV271HC	0.472	0.282	0.597	0.300	0.040	0.170	0.030	0.344	0.040	0.032
R71ZOV271HC	0.494	0.336	0.619	0.300	0.040	0.175	0.030	0.347	0.040	0.032
D71ZOV271HC	0.531	0.283	0.656	0.300	0.040	0.175	0.030	0.347	0.040	0.032
R62ZOV271HC	0.533	0.336	0.658	0.300	0.040	0.178	0.030	0.348	0.040	0.032
D62ZOV271HC	0.590	0.287	0.715	0.300	0.040	0.178	0.030	0.348	0.040	0.032
R69ZOV271HC	0.566	0.336	0.691	0.300	0.040	0.182	0.030	0.350	0.040	0.032
D69ZOV271HC	0.650	0.290	0.775	0.300	0.040	0.182	0.030	0.350	0.040	0.032
R64ZOV271HC	0.651	0.336	0.776	0.300	0.040	0.182	0.030	0.350	0.040	0.032
D64ZOV271HC	0.710	0.290	0.835	0.300	0.040	0.182	0.030	0.350	0.040	0.032
R65ZOV271HC	0.763	0.336	0.888	0.300	0.040	0.185	0.030	0.352	0.040	0.032
D63ZOV271HC	0.787	0.292	0.912	0.300	0.040	0.185	0.030	0.352	0.040	0.032
D65ZOV271HC	0.905	0.292	1.030	0.300	0.040	0.185	0.030	0.352	0.040	0.032
R80ZOV271HC	0.877	0.294	1.002	0.300	0.040	0.186	0.030	0.352	0.040	0.032
R66ZOV271HC	0.925	0.336	1.050	0.394	0.040	0.187	0.030	0.436	0.040	0.032
D66ZOV271HC	1.100	0.292	1.225	0.500	0.040	0.193	0.030	0.535	0.040	0.040
S66ZOV271HC	1.142	0.336	1.267	0.394	0.040	0.220	0.030	0.451	0.040	0.032
D68ZOV301HC	0.394	0.291	0.519	0.200	0.040	0.176	0.030	0.266	0.040	0.032
R61ZOV301HC	0.454	0.351	0.579	0.300	0.040	0.182	0.030	0.350	0.040	0.032
D61ZOV301HC	0.472	0.296	0.597	0.300	0.040	0.182	0.030	0.350	0.040	0.032
R71ZOV301HC	0.494	0.351	0.619	0.300	0.040	0.188	0.030	0.354	0.040	0.032
D71ZOV301HC	0.531	0.296	0.656	0.300	0.040	0.188	0.030	0.354	0.040	0.032
R62ZOV301HC	0.533	0.351	0.658	0.300	0.040	0.191	0.030	0.355	0.040	0.032
D62ZOV301HC	0.590	0.300	0.715	0.300	0.040	0.191	0.030	0.355	0.040	0.032
R69ZOV301HC	0.566	0.351	0.691	0.300	0.040	0.195	0.030	0.357	0.040	0.032
D69ZOV301HC	0.650	0.305	0.775	0.300	0.040	0.195	0.030	0.357	0.040	0.032
R64ZOV301HC	0.651	0.351	0.776	0.300	0.040	0.195	0.030	0.357	0.040	0.032
D64ZOV301HC	0.710	0.305	0.835	0.300	0.040	0.195	0.030	0.357	0.040	0.032
R65ZOV301HC	0.763	0.351	0.888	0.300	0.040	0.198	0.030	0.359	0.040	0.032
D63ZOV301HC	0.787	0.306	0.912	0.300	0.040	0.198	0.030	0.359	0.040	0.032
D65ZOV301HC	0.905	0.306	1.030	0.300	0.040	0.198	0.030	0.359	0.040	0.032
R80ZOV301HC	0.877	0.351	1.002	0.300	0.040	0.200	0.030	0.360	0.040	0.032
R66ZOV301HC	0.925	0.351	1.050	0.394	0.040	0.200	0.030	0.441	0.040	0.032
D66ZOV301HC	1.100	0.306	1.225	0.500	0.040	0.206	0.030	0.540	0.040	0.040
S66ZOV301HC	1.142	0.351	1.267	0.394	0.040	0.234	0.030	0.458	0.040	0.032
D68ZOV321HC	0.394	0.300	0.519	0.200	0.040	0.183	0.030	0.271	0.040	0.032
R61ZOV321HC	0.454	0.359	0.579	0.300	0.040	0.189	0.030	0.354	0.040	0.032
D61ZOV321HC	0.472	0.305	0.597	0.300	0.040	0.189	0.030	0.354	0.040	0.032
R71ZOV321HC	0.494	0.359	0.619	0.300	0.040	0.196	0.030	0.358	0.040	0.032
D71ZOV321HC	0.531	0.305	0.656	0.300	0.040	0.196	0.030	0.358	0.040	0.032
R62ZOV321HC	0.533	0.359	0.658	0.300	0.040	0.199	0.030	0.360	0.040	0.032
D62ZOV321HC	0.590	0.309	0.715	0.300	0.040	0.199	0.030	0.360	0.040	0.032
R69ZOV321HC	0.566	0.359	0.691	0.300	0.040	0.203	0.030	0.362	0.040	0.032
D69ZOV321HC	0.650	0.314	0.775	0.300	0.040	0.203	0.030	0.362	0.040	0.032
R64ZOV321HC	0.651	0.359	0.776	0.300	0.040	0.203	0.030	0.362	0.040	0.032
D64ZOV321HC	0.710	0.314	0.835	0.300	0.040	0.203	0.030	0.362	0.040	0.032
R65ZOV321HC	0.763	0.359	0.888	0.300	0.040	0.207	0.030	0.364	0.040	0.032
D63ZOV321HC	0.787	0.315	0.912	0.300	0.040	0.207	0.030	0.364	0.040	0.032
D65ZOV321HC	0.905	0.315	1.030	0.300	0.040	0.207	0.030	0.364	0.040	0.032
R80ZOV321HC	0.877	0.359	1.002	0.300	0.040	0.209	0.030	0.365	0.040	0.032
R66ZOV321HC	0.925	0.359	1.050	0.394	0.040	0.209	0.030	0.446	0.040	0.032
D66ZOV321HC	1.100	0.315	1.225	0.500	0.040	0.215	0.030	0.544	0.040	0.040
S66ZOV321HC	1.142	0.359	1.267	0.394	0.040	0.243	0.030	0.462	0.040	0.032

NOTE: Alternate dimensional specifications, including lead styles, for any part listed may be available upon request. Please contact us for any inquiries.

360VAC thru 420VAC VARISTORS

Maida Style Number	Recognitions To Safety Agency Standards						Nominal Size (mm)	Minimum Marking	Maximum Ratings						Electrical Characteristics				
									Applied Voltage		Transient				Varistor Voltage @1 mA DC		Max Clamping Voltage (@Test Current)		Typical Cap. 1 V rms @1kHz (pF)
											Energy		Peak Current						
											10 x 1000 μ /sec (J)	8 x 20 μ /sec (J)	8 x 20 μ /sec # Pulses (A)	8 x 20 μ /sec # Pulses (A)					
									(AC)	(DC)	(J)	(J)	(A)	(A)	(V)	(V)	(V)	(A)	(pF)
D68ZOV361HC	X	X					8	HZ361-27UL	360	470	91	91	2500	1750	522	638	960	15	120
R61ZOV361HC	X	X					9	R61-HZ361	360	470	97	97	4500	3500	522	638	960	20	190
D61ZOV361HC	X	X					10	HZ361-45UL	360	470	107	107	3500	2500	522	638	960	25	250
R71ZOV361HC	X	X					10	R71-HZ361	360	470	120	120	5200	3750	522	638	960	25	220
D71ZOV361HC	X	X					11	HZ361-56UL	360	470	125	125	4500	3500	522	638	960	30	340
R62ZOV361HC	X	X					11	R62-HZ361	360	470	145	145	6500	5000	522	638	960	30	270
D62ZOV361HC	X	X					12	HZ361-70UL	360	470	150	150	5200	3750	522	638	960	40	450
R69ZOV361HC	X	X					12	R69-HZ361	360	470	205	205	9000	7000	522	638	960	50	280
D69ZOV361HC	X	X					14	HZ361-85UL	360	470	197	197	6500	5000	522	638	960	50	430
R64ZOV361HC	X	X					14	R64-HZ361	360	470	310	310	10000	7000	522	638	960	50	390
D64ZOV361HC	X	X					16	HZ361-110UL	360	470	258	258	9000	7500	522	638	960	60	570
R65ZOV361HC	X	X					17	R65-HZ361	360	470	410	410	15000	12000	522	638	932	100	640
D63ZOV361HC	X	X					18	HZ361-110UL	360	470	327	327	10000	8000	522	638	960	80	740
D65ZOV361HC	X	X					20	HZ361-160UL	360	470	398	398	13000	10000	522	638	960	100	950
R80ZOV361HC	X	X					20	R80-HZ361	360	470	425	425	17000	13000	522	638	932	100	860
R66ZOV361HC	X	X					22	R66-HZ361	360	470	440	440	18000	14000	522	638	932	150	1100
D66ZOV361HC	X	X					25	HZ361-320UL	360	470	417	417	15000	12000	522	638	960	100	1400
S66ZOV361HC	X	X					25	S66-HZ361	360	470	750	750	22000	18000	522	638	932	200	1460
D68ZOV391HC	X	X					8	HZ391-29UL	390	505	99	99	2500	1750	552	674	1025	15	110
R61ZOV391HC	X	X					9	R61-HZ391	390	500	107	107	4500	3500	552	674	1025	20	180
D61ZOV391HC	X	X					10	HZ391-45UL	390	505	110	110	3500	2500	552	674	1025	25	230
R71ZOV391HC	X	X					10	R71-HZ391	390	500	125	125	5200	3750	552	674	1025	25	210
D71ZOV391HC	X	X					11	HZ391-57UL	390	505	132	132	4500	3500	552	674	1025	30	320
R62ZOV391HC	X	X					11	R62-HZ391	390	500	150	150	6500	5000	552	674	1025	30	250
D62ZOV391HC	X	X					12	HZ391-70UL	390	505	157	157	5200	3750	552	674	1025	40	420
R69ZOV391HC	X	X					12	R69-HZ391	390	500	215	215	9000	7000	552	674	1025	50	260
D69ZOV391HC	X	X					14	HZ391-90UL	390	505	205	205	6500	5000	552	674	1025	50	400
R64ZOV391HC	X	X					14	R64-HZ391	390	500	320	320	10000	7000	552	674	1025	50	370
D64ZOV391HC	X	X					16	HZ391-117UL	390	505	274	274	8000	6500	552	674	1025	60	530
R65ZOV391HC	X	X					17	R65-HZ391	390	500	420	420	15000	12000	552	674	1025	100	600
D63ZOV391HC	X	X					18	HZ391-110UL	390	505	339	339	9000	7000	552	674	1025	80	700
D65ZOV391HC	X	X					20	HZ391-150UL	390	505	416	416	10000	8000	552	674	1025	100	880
R80ZOV391HC	X	X					20	R80-HZ391	390	500	440	440	17000	13000	552	674	1025	100	820
R66ZOV391HC	X	X					22	R66-HZ391	390	500	460	460	18000	14000	552	674	1025	150	1070
D66ZOV391HC	X	X					25	HZ391-320UL	390	505	436	436	13000	10000	552	674	1025	100	1310
S66ZOV391HC	X	X					25	S66-HZ391	390	500	770	770	22000	18000	552	674	1025	200	1400
D68ZOV421HC	X	X					8	HZ421-32UL	420	560	105	105	2500	1750	594	725	1120	15	100
R61ZOV421HC	X	X					9	R61-HZ421	420	560	110	110	4500	3500	594	725	1120	20	170
D61ZOV421HC	X	X					10	HZ421-45UL	420	560	114	114	3500	2500	594	725	1120	25	220
R71ZOV421HC	X	X					10	R71-HZ421	420	560	135	135	5200	3750	594	725	1120	25	200
D71ZOV421HC	X	X					11	HZ421-58UL	420	560	136	136	4500	3500	594	725	1120	30	300
R62ZOV421HC	X	X					11	R62-HZ421	420	560	156	156	6500	5000	594	725	1120	30	240
D62ZOV421HC	X	X					12	HZ421-70UL	420	560	164	164	5200	3750	594	725	1120	40	390
R69ZOV421HC	X	X					12	R69-HZ421	420	560	225	225	9000	7000	594	725	1120	50	240
D69ZOV421HC	X	X					14	HZ421-95UL	420	560	215	215	6500	5000	594	725	1120	50	370
R64ZOV421HC	X	X					14	R64-HZ421	420	560	330	330	10000	7000	594	725	1120	50	340
D64ZOV421HC	X	X					16	HZ421-124UL	420	560	282	282	8000	6500	594	725	1120	60	500
R65ZOV421HC	X	X					17	R65-HZ421	420	560	430	430	15000	12000	594	725	1060	100	560
D63ZOV421HC	X	X					18	HZ421-110UL	420	560	351	351	9000	7000	594	725	1120	80	650
D65ZOV421HC	X	X					20	HZ421-160UL	420	560	434	434	10000	8000	594	725	1120	100	830
R80ZOV421HC	X	X					20	R80-HZ421	420	560	455	455	17000	13000	594	725	1060	100	760
R66ZOV421HC	X	X					22	R66-HZ421	420	560	480	480	18000	14000	594	725	1060	150	1000
D66ZOV421HC	X	X					25	HZ421-320UL	420	560	456	456	13000	10000	594	725	1120	100	1230
S66ZOV421HC	X	X					25	S66-HZ421	420	560	780	780	22000	18000	594	725	1060	200	1300

NOTES:

Appendix A lists the single-pulse peak current and energy ratings on file with the Safety Agencies.
 Maximum transient rating specified in this table are valid. They may differ from those shown in Appendix A.
 A = UL1449 D = VDE
 B = cUL E =
 C = CSA F =

360VAC thru 420VAC VARISTORS

Maida Style Number	MAX. Diameter (D) (in)	MAX. Thickness (T) (in)	MAX. Height (H) (in)	Typical X Dimension (in)	Typical X Tolerance (in)	Typical Y Dimension (in)	Typical Y Tolerance (in)	Typical Z Dimension (in)	Typical Z Tolerance (in)	Typical Wire Diameter (d) (in)
D68ZOV361HC	0.394	0.318	0.519	0.200	0.040	0.202	0.030	0.284	0.040	0.032
R61ZOV361HC	0.454	0.383	0.579	0.300	0.040	0.209	0.030	0.365	0.040	0.032
D61ZOV361HC	0.472	0.324	0.597	0.300	0.040	0.209	0.030	0.365	0.040	0.032
R71ZOV361HC	0.494	0.383	0.619	0.300	0.040	0.217	0.030	0.370	0.040	0.032
D71ZOV361HC	0.531	0.325	0.656	0.300	0.040	0.217	0.030	0.370	0.040	0.032
R62ZOV361HC	0.533	0.383	0.658	0.300	0.040	0.221	0.030	0.372	0.040	0.032
D62ZOV361HC	0.590	0.329	0.715	0.300	0.040	0.221	0.030	0.372	0.040	0.032
R69ZOV361HC	0.566	0.383	0.691	0.300	0.040	0.225	0.030	0.375	0.040	0.032
D69ZOV361HC	0.650	0.335	0.775	0.300	0.040	0.225	0.030	0.375	0.040	0.032
R64ZOV361HC	0.651	0.383	0.776	0.300	0.040	0.225	0.030	0.375	0.040	0.032
D64ZOV361HC	0.710	0.335	0.835	0.300	0.040	0.225	0.030	0.375	0.040	0.032
R65ZOV361HC	0.763	0.383	0.888	0.300	0.040	0.230	0.030	0.378	0.040	0.032
D63ZOV361HC	0.787	0.338	0.912	0.300	0.040	0.230	0.030	0.378	0.040	0.032
D65ZOV361HC	0.905	0.338	1.030	0.300	0.040	0.230	0.030	0.378	0.040	0.032
R80ZOV361HC	0.877	0.383	1.002	0.300	0.040	0.232	0.030	0.379	0.040	0.032
R66ZOV361HC	0.925	0.383	1.050	0.394	0.040	0.232	0.030	0.457	0.040	0.032
D66ZOV361HC	1.100	0.338	1.225	0.500	0.040	0.238	0.030	0.553	0.040	0.040
S66ZOV361HC	1.142	0.383	1.267	0.394	0.040	0.267	0.030	0.475	0.040	0.032
D68ZOV391HC	0.394	0.326	0.519	0.200	0.040	0.210	0.030	0.290	0.040	0.032
R61ZOV391HC	0.454	0.392	0.579	0.300	0.040	0.217	0.030	0.370	0.040	0.032
D61ZOV391HC	0.472	0.332	0.597	0.300	0.040	0.217	0.030	0.370	0.040	0.032
R71ZOV391HC	0.494	0.392	0.619	0.300	0.040	0.225	0.030	0.375	0.040	0.032
D71ZOV391HC	0.531	0.335	0.656	0.300	0.040	0.225	0.030	0.375	0.040	0.032
R62ZOV391HC	0.533	0.392	0.658	0.300	0.040	0.229	0.030	0.377	0.040	0.032
D62ZOV391HC	0.590	0.340	0.715	0.300	0.040	0.229	0.030	0.377	0.040	0.032
R69ZOV391HC	0.566	0.392	0.691	0.300	0.040	0.234	0.030	0.380	0.040	0.032
D69ZOV391HC	0.650	0.344	0.775	0.300	0.040	0.234	0.030	0.380	0.040	0.032
R64ZOV391HC	0.651	0.392	0.776	0.300	0.040	0.234	0.030	0.380	0.040	0.032
D64ZOV391HC	0.710	0.344	0.835	0.300	0.040	0.234	0.030	0.380	0.040	0.032
R65ZOV391HC	0.763	0.392	0.888	0.300	0.040	0.239	0.030	0.383	0.040	0.032
D63ZOV391HC	0.787	0.349	0.912	0.300	0.040	0.239	0.030	0.383	0.040	0.032
D65ZOV391HC	0.905	0.349	1.030	0.300	0.040	0.239	0.030	0.383	0.040	0.032
R80ZOV391HC	0.877	0.392	1.002	0.300	0.040	0.241	0.030	0.384	0.040	0.032
R66ZOV391HC	0.925	0.392	1.050	0.394	0.040	0.241	0.030	0.461	0.040	0.032
D66ZOV391HC	1.100	0.349	1.225	0.500	0.040	0.247	0.030	0.557	0.040	0.040
S66ZOV391HC	1.142	0.392	1.267	0.394	0.040	0.276	0.030	0.481	0.040	0.032
D68ZOV421HC	0.394	0.336	0.519	0.200	0.040	0.221	0.030	0.298	0.040	0.032
R61ZOV421HC	0.454	0.406	0.579	0.300	0.040	0.229	0.030	0.377	0.040	0.032
D61ZOV421HC	0.472	0.344	0.597	0.300	0.040	0.229	0.030	0.377	0.040	0.032
R71ZOV421HC	0.494	0.406	0.619	0.300	0.040	0.237	0.030	0.382	0.040	0.032
D71ZOV421HC	0.531	0.344	0.656	0.300	0.040	0.237	0.030	0.382	0.040	0.032
R62ZOV421HC	0.533	0.406	0.658	0.300	0.040	0.242	0.030	0.385	0.040	0.032
D62ZOV421HC	0.590	0.350	0.715	0.300	0.040	0.242	0.030	0.385	0.040	0.032
R69ZOV421HC	0.566	0.406	0.691	0.300	0.040	0.247	0.030	0.388	0.040	0.032
D69ZOV421HC	0.650	0.355	0.775	0.300	0.040	0.247	0.030	0.388	0.040	0.032
R64ZOV421HC	0.651	0.406	0.776	0.300	0.040	0.247	0.030	0.388	0.040	0.032
D64ZOV421HC	0.710	0.355	0.835	0.300	0.040	0.247	0.030	0.388	0.040	0.032
R65ZOV421HC	0.763	0.406	0.888	0.300	0.040	0.252	0.030	0.391	0.040	0.032
D63ZOV421HC	0.787	0.361	0.912	0.300	0.040	0.252	0.030	0.391	0.040	0.032
D65ZOV421HC	0.905	0.361	1.030	0.300	0.040	0.252	0.030	0.391	0.040	0.032
R80ZOV421HC	0.877	0.406	1.002	0.300	0.040	0.255	0.030	0.393	0.040	0.032
R66ZOV421HC	0.925	0.406	1.050	0.394	0.040	0.255	0.030	0.469	0.040	0.032
D66ZOV421HC	1.100	0.361	1.225	0.500	0.040	0.263	0.030	0.564	0.040	0.040
S66ZOV421HC	1.142	0.406	1.267	0.394	0.040	0.290	0.030	0.489	0.040	0.032

NOTE: Alternate dimensional specifications, including lead styles, for any part listed may be available upon request. Please contact us for any inquiries.

460VAC thru 510VAC VARISTORS

Maida Style Number	Recognitions To Safety Agency Standards						Nominal Size (mm)	Minimum Marking	Maximum Ratings						Electrical Characteristics				
									Applied Voltage		Transient				Varistor Voltage @1 mA DC		Max Clamping Voltage (@Test Current)		Typical Cap. 1 V rms @1kHz (pF)
											Energy		Peak Current						
											10 x 1000 μ sec	8 x 20 μ sec	8 x 20 μ sec # Pulses						
A	B	C	D	E	F	(AC)	(DC)	(J)	(J)	1	2	Vmin	Vmax	(8 x 20 μ sec)	(A)				
R61ZOV461HC	X	X					9	R61-HZ461	460	615	115	115	4500	3500	651	795	1240	20	160
D61ZOV461HC	X	X					10	HZ461-50UL	460	615	119	119	3500	2500	651	795	1240	25	200
R71ZOV461HC	X	X					10	R71-HZ461	460	615	140	140	5200	3750	651	795	1240	25	180
D71ZOV461HC	X	X					11	HZ461-62UL	460	615	143	143	4500	3500	651	795	1240	30	270
R62ZOV461HC	X	X					11	R62-HZ461	460	615	162	162	6500	5000	651	795	1240	30	220
D62ZOV461HC	X	X					12	HZ461-75UL	460	615	172	172	5200	3750	651	795	1240	40	360
R69ZOV461HC	X	X					12	R69-HZ461	460	615	230	230	9000	7000	651	795	1240	50	220
D69ZOV461HC	X	X					14	HZ461-100UL	460	615	227	227	6500	5000	651	795	1240	50	340
R64ZOV461HC	X	X					14	R64-HZ461	460	615	340	340	10000	7000	651	795	1240	50	310
D64ZOV461HC	X	X					16	HZ461-130UL	460	615	297	297	8000	6500	651	795	1240	60	460
R65ZOV461HC	X	X					17	R65-HZ461	460	615	450	450	15000	12000	651	795	1240	100	510
D63ZOV461HC	X	X					18	HZ461-120UL	460	615	368	368	9000	7000	651	795	1240	80	600
D65ZOV461HC	X	X					20	HZ461-175UL	460	615	457	457	10000	8000	651	795	1240	100	760
R80ZOV461HC	X	X					20	R80-HZ461	460	615	475	475	17000	13000	651	795	1240	100	690
R66ZOV461HC	X	X					22	R66-HZ461	460	615	500	500	18000	14000	651	795	1120	150	900
D66ZOV461HC	X	X					25	HZ461-340UL	460	615	482	482	13000	10000	651	795	1240	100	1130
S66ZOV461HC	X	X					25	S66-HZ461	460	615	825	825	22000	18000	651	795	1120	200	1170
R61ZOV481HC	X	X					9	R61-HZ481	480	640	120	120	4500	3500	679	829	1300	20	150
D61ZOV481HC	X	X					10	HZ481-50UL	480	640	121	121	3500	2500	679	829	1300	25	190
R71ZOV481HC	X	X					10	R71-HZ481	480	640	145	145	5200	3750	679	829	1300	25	170
D71ZOV481HC	X	X					11	HZ481-63UL	480	640	147	147	4500	3500	679	829	1300	30	260
R62ZOV481HC	X	X					11	R62-HZ481	480	640	167	167	6500	5000	679	829	1300	30	210
D62ZOV481HC	X	X					12	HZ481-80UL	480	640	176	176	5200	3750	679	829	1300	40	350
R69ZOV481HC	X	X					12	R69-HZ481	480	640	235	235	9000	7000	679	829	1300	50	210
D69ZOV481HC	X	X					14	HZ481-105UL	480	640	233	233	6500	5000	679	829	1300	50	330
R64ZOV481HC	X	X					14	R64-HZ481	480	640	350	350	10000	7000	679	829	1300	50	300
D64ZOV481HC	X	X					16	HZ481-136UL	480	640	305	305	8000	6500	679	829	1300	60	440
R65ZOV481HC	X	X					17	R65-HZ481	480	640	460	460	15000	12000	679	829	1300	100	490
D63ZOV481HC	X	X					18	HZ481-130UL	480	640	376	376	9000	7000	679	829	1300	80	570
D65ZOV481HC	X	X					20	HZ481-180UL	480	640	469	469	10000	8000	679	829	1300	100	730
R80ZOV481HC	X	X					20	R80-HZ481	480	640	480	480	17000	13000	679	829	1300	100	660
R66ZOV481HC	X	X					22	R66-HZ481	480	640	510	510	18000	14000	679	829	1160	150	870
D66ZOV481HC	X	X					25	HZ481-360UL	480	640	495	495	13000	10000	679	829	1300	100	1090
S66ZOV481HC	X	X					25	S66-HZ481	480	640	840	840	22000	18000	679	829	1160	200	1120
R61ZOV511HC	X	X					9	R61-HZ511	510	675	125	125	4500	3500	722	881	1350	20	140
D61ZOV511HC	X	X					10	HZ511-55UL	510	675	125	125	3500	2500	722	881	1350	25	180
R71ZOV511HC	X	X					10	R71-HZ511	510	675	150	150	5200	3750	722	881	1350	25	160
D71ZOV511HC	X	X					11	HZ511-66UL	510	675	153	153	4500	3500	722	881	1350	30	240
R62ZOV511HC	X	X					11	R62-HZ511	510	675	172	172	6500	5000	722	881	1350	30	200
D62ZOV511HC	X	X					12	HZ511-85UL	510	675	183	183	5200	3750	722	881	1350	40	320
R69ZOV511HC	X	X					12	R69-HZ511	510	675	240	240	9000	7000	722	881	1350	50	200
D69ZOV511HC	X	X					14	HZ511-110UL	510	675	242	242	6500	5000	722	881	1350	50	310
R64ZOV511HC	X	X					14	R64-HZ511	510	675	355	355	10000	7000	722	881	1350	50	280
D64ZOV511HC	X	X					16	HZ511-143UL	510	675	317	317	8000	6500	722	881	1350	60	410
R65ZOV511HC	X	X					17	R65-HZ511	510	675	470	470	15000	12000	722	881	1350	100	460
D63ZOV511HC	X	X					18	HZ511-140UL	510	675	389	389	9000	7000	722	881	1350	80	540
D65ZOV511HC	X	X					20	HZ511-190UL	510	675	487	487	10000	8000	722	881	1350	100	690
R80ZOV511HC	X	X					20	R80-HZ511	510	675	500	500	17000	13000	722	881	1350	100	620
R66ZOV511HC	X	X					22	R66-HZ511	510	675	525	525	18000	14000	722	881	1280	150	820
D66ZOV511HC	X	X					25	HZ511-380UL	510	675	514	514	13000	10000	722	881	1350	100	1020
S66ZOV511HC	X	X					25	S66-HZ511	510	675	860	860	22000	18000	722	881	1280	200	1060

NOTES:

Appendix A lists the single-pulse peak current and energy ratings on file with the Safety Agencies.

Maximum transient rating specified in this table are valid. They may differ from those shown in Appendix A.

- A = UL1449
- B = cUL
- C = CSA
- D = VDE
- E =
- F =

460VAC thru 510VAC VARISTORS

Maida Style Number	MAX. Diameter (D) (in)	MAX. Thickness (T) (in)	MAX. Height (H) (in)	Typical X Dimension (in)	Typical X Tolerance (in)	Typical Y Dimension (in)	Typical Y Tolerance (in)	Typical Z Dimension (in)	Typical Z Tolerance (in)	Typical Wire Diameter (d) (in)
R61ZOV461HC	0.454	0.425	0.579	0.300	0.040	0.245	0.030	0.387	0.040	0.032
D61ZOV461HC	0.472	0.354	0.597	0.300	0.040	0.245	0.030	0.387	0.040	0.032
R71ZOV461HC	0.494	0.425	0.619	0.300	0.040	0.254	0.030	0.393	0.040	0.032
D71ZOV461HC	0.531	0.354	0.656	0.300	0.040	0.254	0.030	0.393	0.040	0.032
R62ZOV461HC	0.533	0.425	0.658	0.300	0.040	0.259	0.030	0.396	0.040	0.032
D62ZOV461HC	0.590	0.367	0.715	0.300	0.040	0.259	0.030	0.396	0.040	0.032
R69ZOV461HC	0.566	0.425	0.691	0.300	0.040	0.265	0.030	0.400	0.040	0.032
D69ZOV461HC	0.650	0.372	0.775	0.300	0.040	0.265	0.030	0.400	0.040	0.032
R64ZOV461HC	0.651	0.425	0.776	0.300	0.040	0.265	0.030	0.400	0.040	0.032
D64ZOV461HC	0.710	0.372	0.835	0.300	0.040	0.265	0.030	0.400	0.040	0.032
R65ZOV461HC	0.763	0.425	0.888	0.300	0.040	0.271	0.030	0.404	0.040	0.032
D63ZOV461HC	0.787	0.380	0.912	0.300	0.040	0.271	0.030	0.404	0.040	0.032
D65ZOV461HC	0.905	0.380	1.030	0.300	0.040	0.271	0.030	0.404	0.040	0.032
R80ZOV461HC	0.877	0.425	1.002	0.300	0.040	0.274	0.030	0.406	0.040	0.032
R66ZOV461HC	0.925	0.425	1.050	0.394	0.040	0.274	0.030	0.479	0.040	0.032
D66ZOV461HC	1.100	0.380	1.225	0.500	0.040	0.279	0.030	0.572	0.040	0.040
S66ZOV461HC	1.142	0.425	1.267	0.394	0.040	0.309	0.030	0.500	0.040	0.032
R61ZOV481HC	0.454	0.434	0.579	0.300	0.040	0.253	0.030	0.392	0.040	0.032
D61ZOV481HC	0.472	0.372	0.597	0.300	0.040	0.252	0.030	0.391	0.040	0.032
R71ZOV481HC	0.494	0.434	0.619	0.300	0.040	0.262	0.030	0.398	0.040	0.032
D71ZOV481HC	0.531	0.372	0.656	0.300	0.040	0.261	0.030	0.397	0.040	0.032
R62ZOV481HC	0.533	0.434	0.658	0.300	0.040	0.268	0.030	0.402	0.040	0.032
D62ZOV481HC	0.590	0.378	0.715	0.300	0.040	0.267	0.030	0.401	0.040	0.032
R69ZOV481HC	0.566	0.434	0.691	0.300	0.040	0.273	0.030	0.405	0.040	0.032
D69ZOV481HC	0.650	0.384	0.775	0.300	0.040	0.272	0.030	0.404	0.040	0.032
R64ZOV481HC	0.651	0.434	0.776	0.300	0.040	0.273	0.030	0.405	0.040	0.032
D64ZOV481HC	0.710	0.384	0.835	0.300	0.040	0.272	0.030	0.404	0.040	0.032
R65ZOV481HC	0.763	0.434	0.888	0.300	0.040	0.279	0.030	0.409	0.040	0.032
D63ZOV481HC	0.787	0.389	0.912	0.300	0.040	0.278	0.030	0.409	0.040	0.032
D65ZOV481HC	0.905	0.389	1.030	0.300	0.040	0.278	0.030	0.409	0.040	0.032
R80ZOV481HC	0.877	0.434	1.002	0.300	0.040	0.283	0.030	0.412	0.040	0.032
R66ZOV481HC	0.925	0.434	1.050	0.394	0.040	0.283	0.030	0.485	0.040	0.032
D66ZOV481HC	1.100	0.389	1.225	0.500	0.040	0.286	0.030	0.576	0.040	0.040
S66ZOV481HC	1.142	0.434	1.267	0.394	0.040	0.318	0.030	0.506	0.040	0.032
R61ZOV511HC	0.454	0.447	0.579	0.300	0.040	0.275	0.030	0.406	0.040	0.032
D61ZOV511HC	0.472	0.386	0.597	0.300	0.040	0.264	0.030	0.399	0.040	0.032
R71ZOV511HC	0.494	0.447	0.619	0.300	0.040	0.275	0.030	0.406	0.040	0.032
D71ZOV511HC	0.531	0.386	0.656	0.300	0.040	0.275	0.030	0.406	0.040	0.032
R62ZOV511HC	0.533	0.447	0.658	0.300	0.040	0.280	0.030	0.410	0.040	0.032
D62ZOV511HC	0.590	0.392	0.715	0.300	0.040	0.280	0.030	0.410	0.040	0.032
R69ZOV511HC	0.566	0.447	0.691	0.300	0.040	0.286	0.030	0.414	0.040	0.032
D69ZOV511HC	0.650	0.399	0.775	0.300	0.040	0.286	0.030	0.414	0.040	0.032
R64ZOV511HC	0.651	0.447	0.776	0.300	0.040	0.286	0.030	0.414	0.040	0.032
D64ZOV511HC	0.710	0.399	0.835	0.300	0.040	0.286	0.030	0.414	0.040	0.032
R65ZOV511HC	0.763	0.447	0.888	0.300	0.040	0.293	0.030	0.419	0.040	0.032
D63ZOV511HC	0.787	0.404	0.912	0.300	0.040	0.293	0.030	0.419	0.040	0.032
D65ZOV511HC	0.905	0.404	1.030	0.300	0.040	0.293	0.030	0.419	0.040	0.032
R80ZOV511HC	0.877	0.447	1.002	0.300	0.040	0.296	0.030	0.421	0.040	0.032
R66ZOV511HC	0.925	0.447	1.050	0.394	0.040	0.296	0.030	0.492	0.040	0.032
D66ZOV511HC	1.100	0.404	1.225	0.500	0.040	0.301	0.030	0.583	0.040	0.040
S66ZOV511HC	1.142	0.447	1.267	0.394	0.040	0.331	0.030	0.514	0.040	0.032

NOTE: Alternate dimensional specifications, including lead styles, for any part listed may be available upon request. Please contact us for any inquiries.

550VAC VARISTORS

Maida Style Number	Recognitions To Safety Agency Standards						Nominal Size	Minimum Marking	Maximum Ratings						Electrical Characteristics				
									Continuous		Transient				Varistor Voltage @1 mA DC		Max Clamping Voltage (@Test Current)		Typical Cap.
									Applied Voltage		Energy		Peak Current						
											10 x 1000 μsec	8 x 20 μsec	8 x 20 μsec # Pulses		Vmin	Vmax	(8 x 20 μsec)		1 V rms @1kHz
									(AC)	(DC)	(J)	(J)	1	2			(V)	(A)	
R61ZOV551HC	X	X					9	R61-HZ551	550	700	130	130	4500	3500	778	950	1400	20	130
D61ZOV551HC	X	X					10	HZ551-60UL	550	700	130	130	3500	2500	778	950	1400	25	170
R71ZOV551HC	X	X					10	R71-HZ551	550	700	160	160	5200	3750	778	950	1400	25	150
D71ZOV551HC	X	X					11	HZ551-72UL	550	700	160	160	4500	3500	778	950	1400	30	230
R62ZOV551HC	X	X					11	R62-HZ551	550	700	192	192	6500	5000	778	950	1400	30	180
D62ZOV551HC	X	X					12	HZ551-90UL	550	700	192	192	5200	3750	778	950	1400	40	300
R69ZOV551HC	X	X					12	R69-HZ551	550	700	255	255	9000	7000	778	950	1400	50	190
D69ZOV551HC	X	X					14	HZ551-115UL	550	700	255	255	6500	5000	778	950	1400	50	290
R64ZOV551HC	X	X					14	R64-HZ551	550	700	385	385	10000	7000	778	950	1400	50	260
D64ZOV551HC	X	X					16	HZ551-150UL	550	700	333	333	8000	6500	778	950	1400	60	380
R65ZOV551HC	X	X					17	R65-HZ551	550	700	510	510	15000	12000	778	950	1400	100	430
D63ZOV551HC	X	X					18	HZ551-145UL	550	700	405	405	9000	7000	778	950	1400	80	500
D65ZOV551HC	X	X					20	HZ551-200UL	550	700	510	510	10000	8000	778	950	1400	100	640
R80ZOV551HC	X	X					20	R80-HZ551	550	700	525	525	17000	13000	778	950	1400	100	580
R66ZOV551HC	X	X					22	R66-HZ551	550	700	540	540	18000	14000	778	950	1360	150	760
D66ZOV551HC	X	X					25	HZ551-400UL	550	700	540	540	13000	10000	778	950	1400	100	950
S66ZOV551HC	X	X					25	S66-HZ551	550	700	930	930	22000	18000	778	950	1360	200	990

NOTES:

Appendix A lists the single-pulse peak current and energy ratings on file with the Safety Agencies.

Maximum transient rating specified in this table are valid. They may differ from those shown in Appendix A.

- A = UL1449
- B = cUL
- C = CSA
- D = VDE
- E =
- F =

550VAC VARISTORS

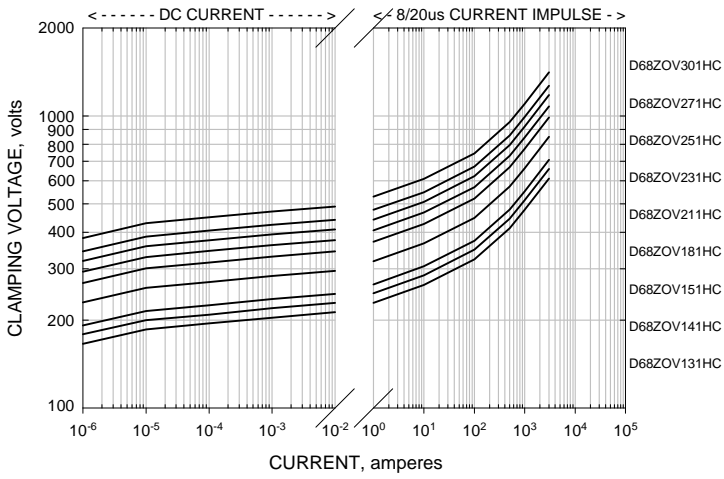
Maida Style Number	MAX. Diameter (D) (in)	MAX. Thickness (T) (in)	MAX. Height (H) (in)	Typical X Dimension (in)	Typical X Tolerance (in)	Typical Y Dimension (in)	Typical Y Tolerance (in)	Typical Z Dimension (in)	Typical Z Tolerance (in)	Typical Wire Diameter (d) (in)
R61ZOV551HC	0.454	0.465	0.579	0.300	0.040	0.290	0.030	0.417	0.040	0.032
D61ZOV551HC	0.472	0.402	0.597	0.300	0.040	0.279	0.030	0.409	0.040	0.032
R71ZOV551HC	0.494	0.465	0.619	0.300	0.040	0.290	0.030	0.417	0.040	0.032
D71ZOV551HC	0.531	0.402	0.656	0.300	0.040	0.290	0.030	0.417	0.040	0.032
R62ZOV551HC	0.533	0.465	0.658	0.300	0.040	0.296	0.030	0.421	0.040	0.032
D62ZOV551HC	0.590	0.410	0.715	0.300	0.040	0.296	0.030	0.421	0.040	0.032
R69ZOV551HC	0.566	0.465	0.691	0.300	0.040	0.303	0.030	0.426	0.040	0.032
D69ZOV551HC	0.650	0.417	0.775	0.300	0.040	0.303	0.030	0.426	0.040	0.032
R64ZOV551HC	0.651	0.465	0.776	0.300	0.040	0.303	0.030	0.426	0.040	0.032
D64ZOV551HC	0.710	0.417	0.835	0.300	0.040	0.303	0.030	0.426	0.040	0.032
R65ZOV551HC	0.763	0.465	0.888	0.300	0.040	0.310	0.030	0.431	0.040	0.032
D63ZOV551HC	0.787	0.420	0.912	0.300	0.040	0.310	0.030	0.431	0.040	0.032
D65ZOV551HC	0.905	0.420	1.030	0.300	0.040	0.310	0.030	0.431	0.040	0.032
R80ZOV551HC	0.877	0.465	1.002	0.300	0.040	0.313	0.030	0.433	0.040	0.032
R66ZOV551HC	0.925	0.465	1.050	0.394	0.040	0.313	0.030	0.503	0.040	0.032
D66ZOV551HC	1.100	0.420	1.225	0.500	0.040	0.318	0.030	0.592	0.040	0.040
S66ZOV551HC	1.142	0.465	1.267	0.394	0.040	0.349	0.030	0.526	0.040	0.032

NOTE: Alternate dimensional specifications, including lead styles, for any part listed may be available upon request. Please contact us for any inquiries.

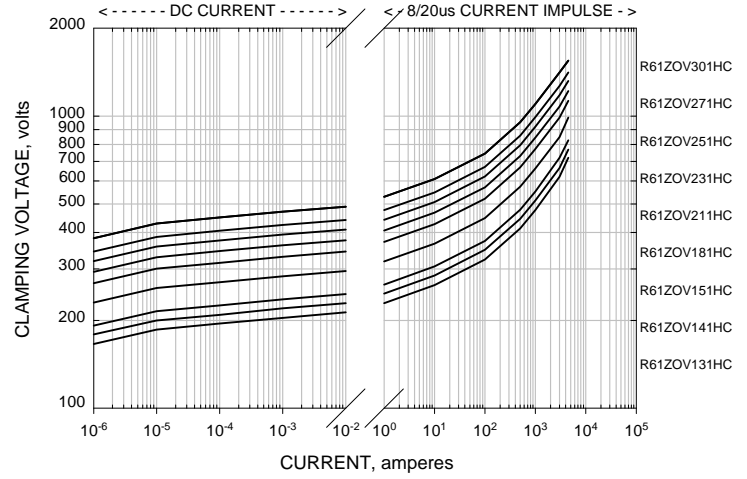


HC SERIES - TYPICAL VOLTAGE-CURRENT CURVES

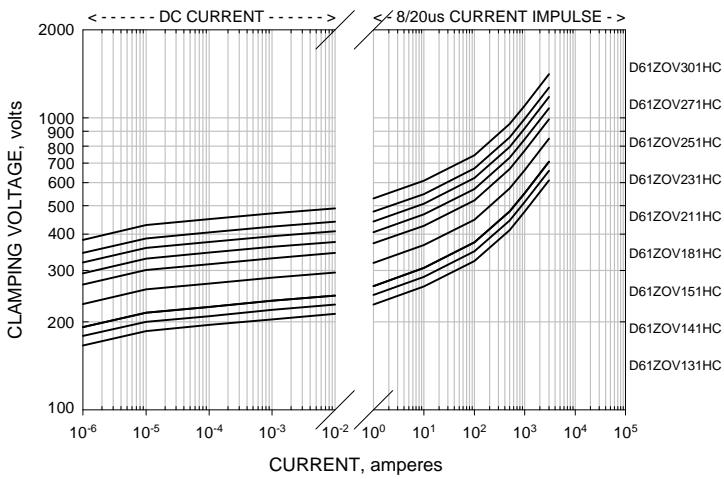
D68 (8mm) SERIES



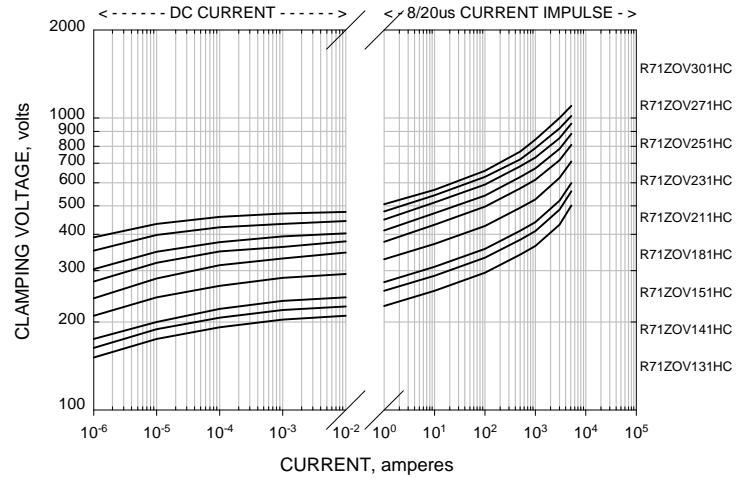
R61 (9mm SQUARE) SERIES



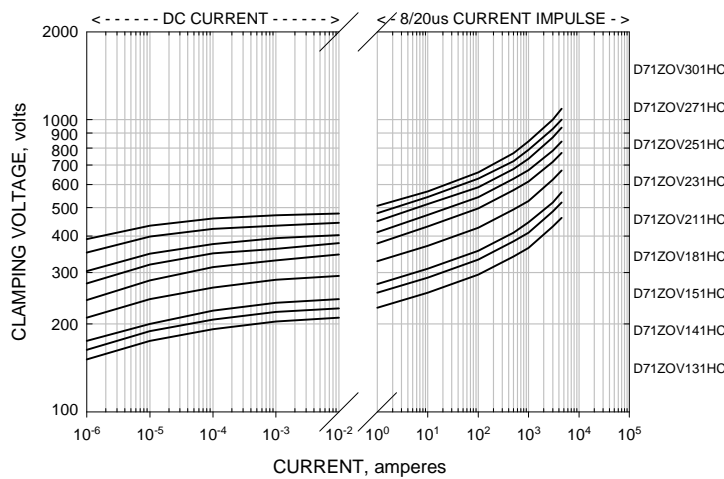
D61 (10mm) SERIES



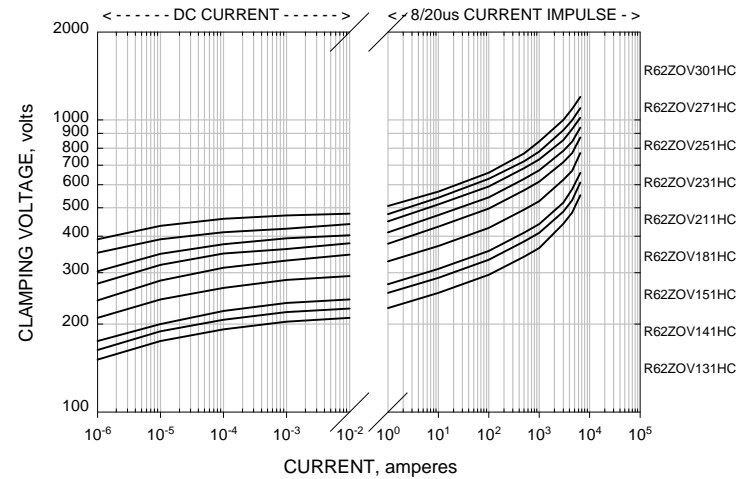
R71 (10mm SQUARE) SERIES



D71 (11mm) SERIES



R62 (11mm SQUARE) SERIES

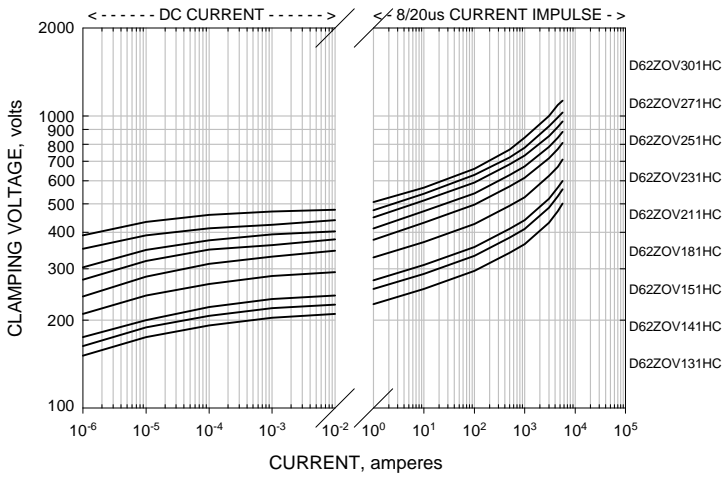


NOTE: For a more detailed V-I curve or for a voltage not listed on the graphs provided, please contact us.

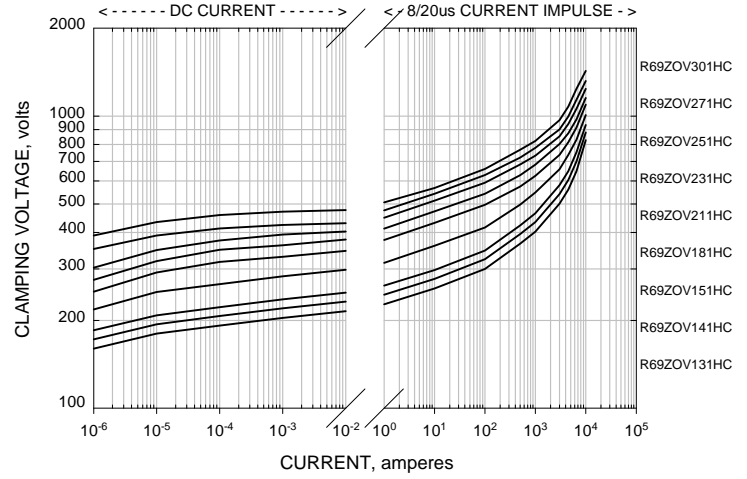


HC SERIES - TYPICAL VOLTAGE-CURRENT CURVES

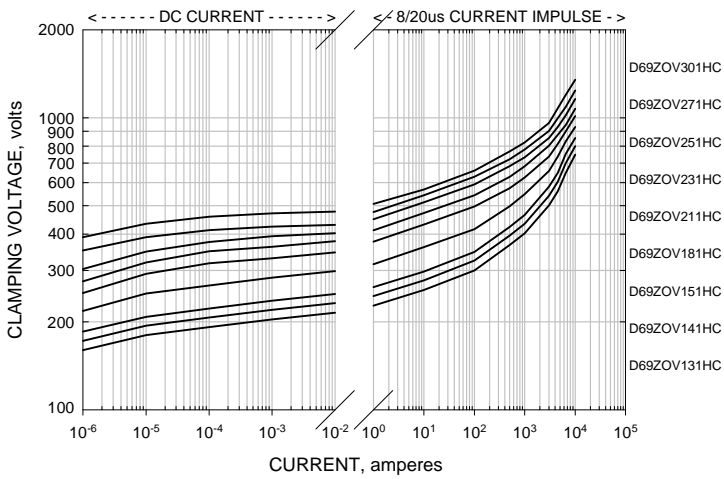
D62 (12mm) SERIES



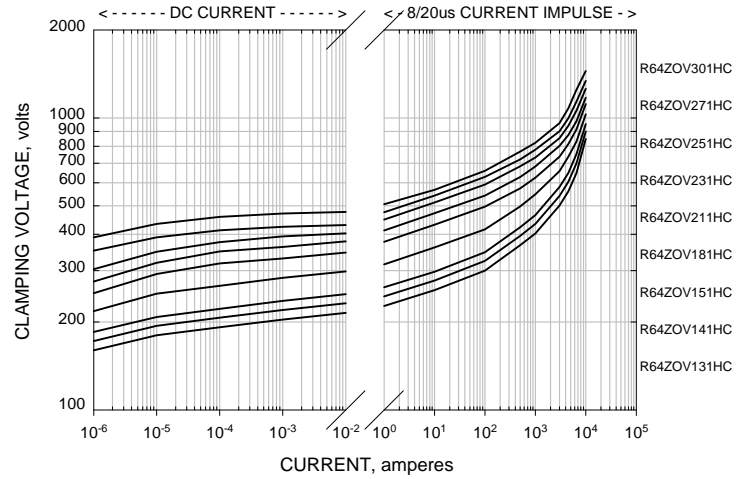
R69 (12mm SQUARE) SERIES



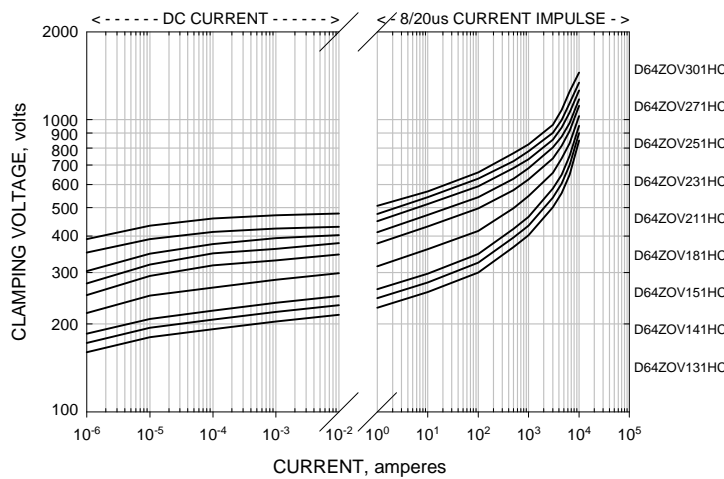
D69 (14mm) SERIES



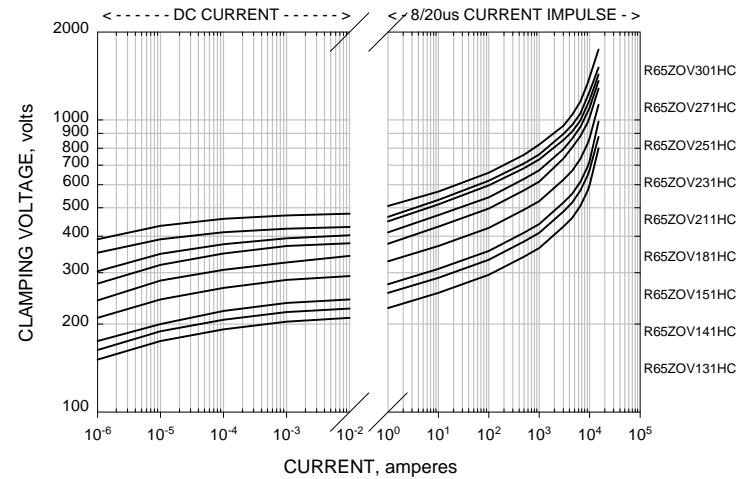
R64 (14mm SQUARE) SERIES



D64 (16mm) SERIES



R65 (17mm SQUARE) SERIES

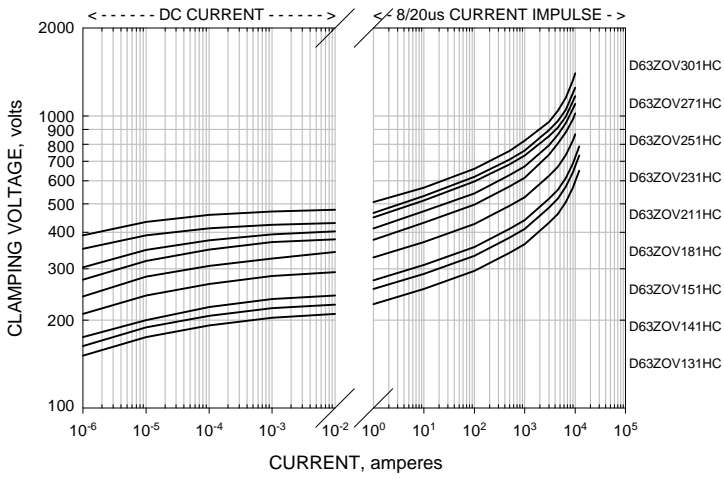


NOTE: For a more detailed V-I curve or for a voltage not listed on the graphs provided, please contact us.

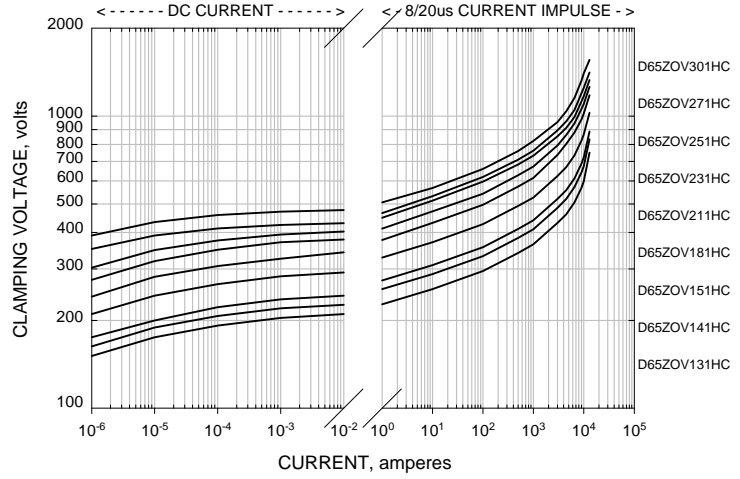
HC SERIES - TYPICAL VOLTAGE-CURRENT CURVES



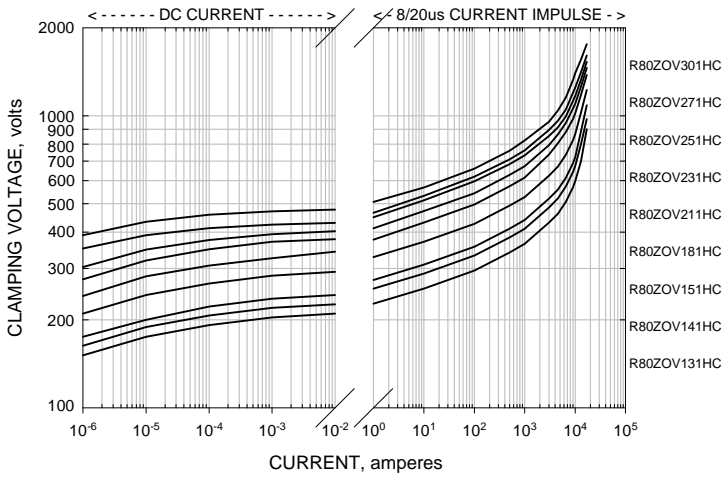
D63 (18mm) SERIES



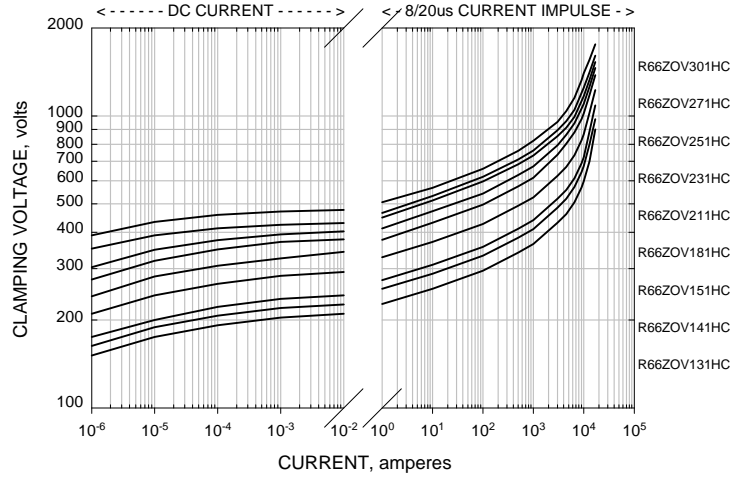
D65 (20mm) SERIES



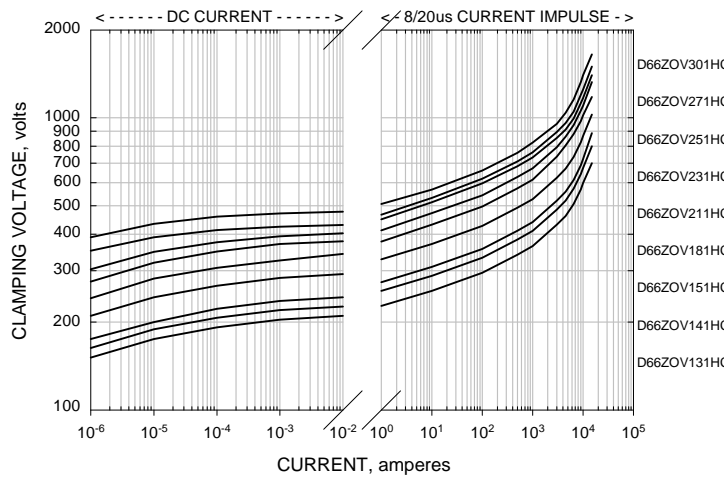
R80 (20mm SQUARE) SERIES



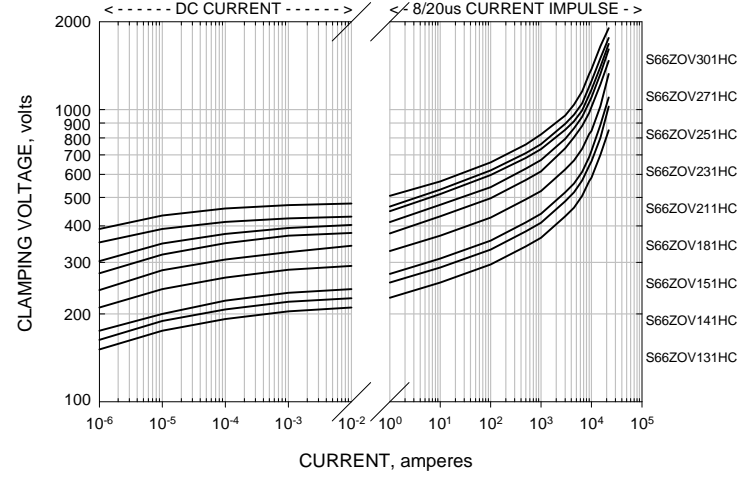
R66 (22mm SQUARE) SERIES



D66 (25mm) SERIES



S66 (25mm SQUARE) SERIES



NOTE: For a more detailed V-I curve or for a voltage not listed on the graphs provided, please contact us.