

Polycarbonate Enclosed Motor Disconnect Switch


- Can be used locally at the motor
- UL Type 4X
- IEC IP65 Protection Level
- UV resistant
- Resistant to many chemicals
- Lockable - Defeatable Handle



NEW



NEW

 All Models are lockable with up to 3 padlocks.

Catalog Number

Black Handle	KEM316UL	KEM325UL	KEM340UL	KEM360UL	KEM380CUL
Yellow/Red Handle	KEM316UL Y/R	KEM325UL Y/R	KEM340UL Y/R	KEM360UL Y/R	KEM380CUL Y/R
No. of Poles	3 (4 pole - KEM416UL (Y/R))	3 (4 pole - KEM425UL (Y/R))	3 (4 pole - KEM440UL (Y/R))	3 (4 pole - KEM460UL (Y/R))	3 (4 pole - KEM480CUL (Y/R))
General Purpose Current	16 A	25 A	40 A	60 A	80 A
Maximum Voltage	600V AC	600V AC	600V AC	600V AC	600V AC
Motor FLA @ 480V AC	14 A	21 A	27A	34A	40 A
Motor FLA @ 600V AC	9A	11A	17A	27A	32A

Horsepower Rating/HP	1 Phase		3 Phase		1 Phase		3 Phase		1 Phase		3 Phase	
	110-120V AC	1	2	1.5	3	2	3	3	5	5	7.5	10
200V AC	1.5	3	2	5	3	7.5	5	10	7.5	10	15	20
208V AC	1.5	3	2	5	3	7.5	5	10	7.5	10	15	20
220-240V AC	2	3	3	5	5	7.5	7.5	10	10	15	20	25
265V AC	-	5	-	7.5	-	10	-	10	-	15	20	25
277V AC	-	5	-	7.5	-	10	-	10	-	15	20	25
380-415V AC	-	7.5	-	10	-	15	-	20	-	25	30	35
440-480V AC	-	10	-	15	-	20	-	25	-	30	35	40
550-600V AC	-	7.5	-	10	-	15	-	25	-	30	35	40

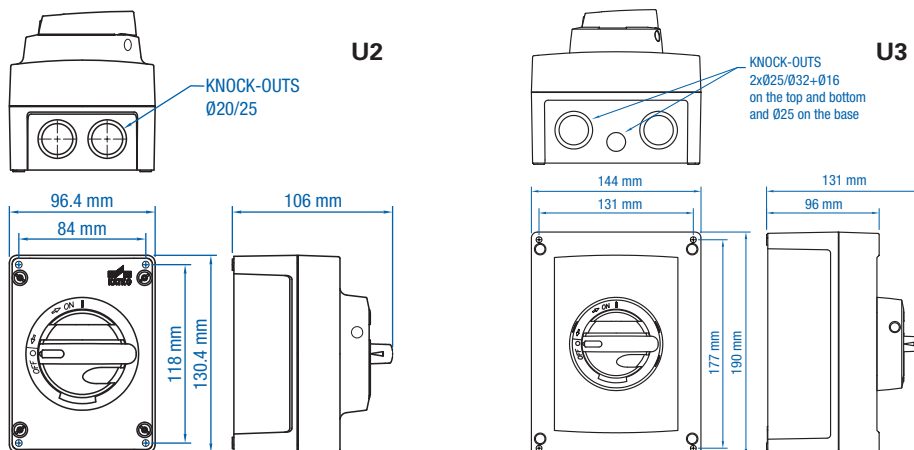
Short Circuit Withstand Rating at 600 V with Max. Fuse Size/Class:	10 kA	10 kA	10 kA	10 kA	10 kA
K5	30 A	30 A	30 A	30 A	30 A
RK5	30 A	30 A	30 A	30 A	30 A
RK1	60 A	60 A	60 A	60 A	60 A
J	80 A	80 A	80 A	100 A	100 A

Terminal Size

Acceptability	14-8 AWG	14-8 AWG	14-8 AWG	12-4 AWG	12-4 AWG
(Cu Conductors only, 75 °C)					
Terminal Torque	16 lb. in. (1.8 Nm)	16 lb. in. (1.8 Nm)	16 lb. in. (1.8 Nm)	16 lb. in. (1.8 Nm)	16 lb. in. (1.8 Nm)
Screw Head Type	No. 2 Pozidrive	No. 2 Pozidrive	No. 2 Pozidrive	No. 2 Pozidrive	No. 2 Pozidrive
Environmental Rating	UL Type 4X	UL Type 4X	UL Type 4X	UL Type 4X	UL Type 4X
Enclosure Type Used	U2	U2	U3	U3	U3

Dimensions

(to convert to inches multiply by 0.03937)



Enclosure Cover Screw Installation (Additional Information)

Enclosure	Screw Type	Torque
U2	Pz2	17.7 lb. in. (2 Nm)
U3	Pz2	17.7 lb. in. (2 Nm)
MF10UL	PH2/1x7	13.3 lb. in. (1.5 Nm)
MF11UL	PH2/1x7	13.3 lb. in. (1.5 Nm)

Weight	0.49 kg (1.08 lb.)	0.49 kg (1.08 lb.)	0.72 kg (1.587 lb.)	0.773 kg (1.698 lb.)	0.773 kg (1.698 lb.)
--------	--------------------	--------------------	---------------------	----------------------	----------------------

Suitable Accessories

Auxiliary Contacts	KU1.V, KU2.V	KU1.V, KU2.V	KU1.V, KU2.V	KU1.V, KU2.V	KU1.V, KU2.V
--------------------	--------------	--------------	--------------	--------------	--------------

Polycarbonate Enclosed Motor Disconnect Switch



Altech Corp.®

FUSED

- Can be used locally at the motor
- UL Type 4X
- IEC IP65 Protection Level
- UV resistant
- Resistant to many chemicals
- Lockable - Defeatable Handle



All Models are lockable with up to 3 padlocks.

Catalog Number

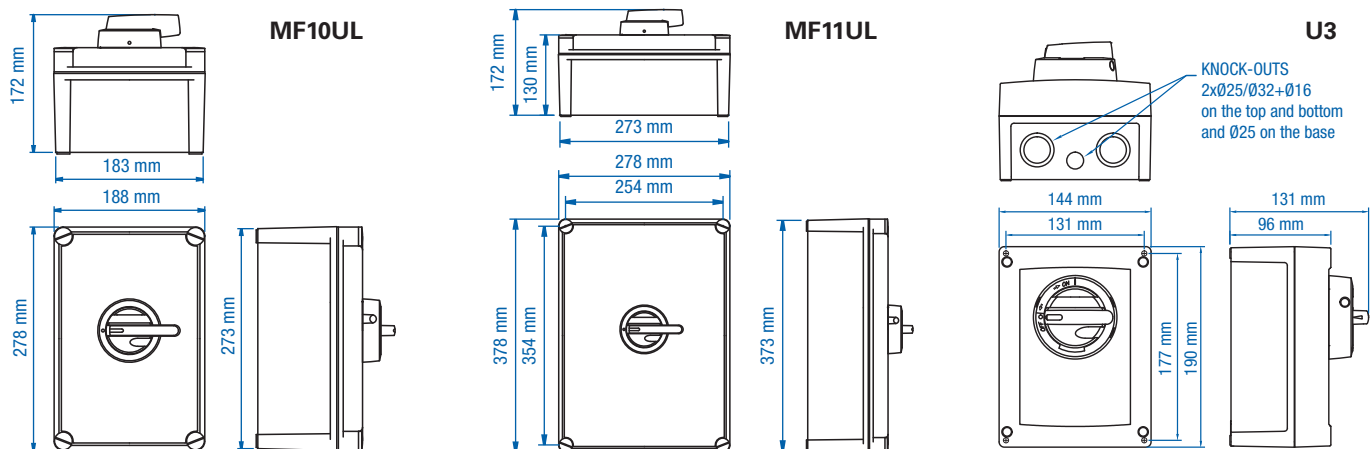
Black Handle	KEM380UL	KEM3100L	KEM3125L	KEM3150L	KKVM332, KKVM332CC
Yellow/Red Handle	KEM380UL Y/R	KEM3100L Y/R	KEM3125L Y/R	KEM3150L Y/R	KKVM332 Y/R, KKVM332CC Y/R
No. of Poles	3 (4 pole - KEM480UL (Y/R))	3 (4 pole - KEM4100L (Y/R))	3 (4 pole - KEM4125L (Y/R))	3 (4 pole - KEM4150L (Y/R))	3
General Purpose Current	80 A	100 A	125 A	150 A	30 A
Maximum Voltage	600V AC	600V AC	600V AC	600V AC	600V AC
Motor FLA @ 480V AC	-	-	-	-	-
Motor FLA @ 600V AC	47 A	54 A	68 A	83 A	-

Horsepower Rating/HP	1 Phase	3 Phase	1 Phase	3 Phase	1 Phase	3 Phase	1 Phase	3 Phase	Cat. No. KKVM 332 (Y/R) Fuse Type: 10x38, Midget KKVM 332CC (Y/R) Fuse Type: Class CC
110-120V AC	3	7.5	3	7.5	5	10	7.5	10	
200V AC	7.5	10	7.5	15	10	20	10	25	
208V AC	7.5	15	7.5	15	10	20	10	25	
220-240V AC	7.5	15	10	20	15	25	15	30	
265V AC	10	20	10	20	15	25	20	30	
277V AC	10	20	10	20	15	30	20	30	
380-415V AC	15	25	15	30	20	40	25	50	
440-480V AC	20	30	20	40	30	50	30	60	
550-600V AC	25	40	30	50	30	60	40	75	

Short Circuit Withstand Rating at 600 V with Max. Fuse Size/Class:	10 kA	10 kA	10 kA	10 kA	10 kA
K5	150 A	150 A	150 A	150 A	50 A
RK5	150 A	150 A	150 A	150 A	50 A
RK1	-	-	-	-	80 A
J	200 A	200 A	200 A	200 A	80 A

Terminal Size	8-1/0 AWG	8-1/0 AWG	8-1/0 AWG	8-1/0 AWG	14-8 AWG
Acceptability (Cu Conductors only, 75 °C)					
Terminal Torque	50 lb. in. (5.6 Nm)	50 lb. in. (5.6 Nm)	50 lb. in. (5.6 Nm)	50 lb. in. (5.6 Nm)	16 lb. in. (1.8 Nm)
Screw Head Type	5 mm Allen Key	5 mm Allen Key	5 mm Allen Key	5 mm Allen Key	No. 2 Pozidrive
Environmental Rating	UL Type 4X	UL Type 4X	UL Type 4X	UL Type 4X	UL Type 4X
Enclosure Type Used	U3	MF10	MF10	MF11UL	U3

Dimensions



Weight	1.021 kg (2.249 lb.)	1.9051 kg (4.2 lb.)	1.9051 kg (4.2 lb.)	2.8351 kg (6.25 lb.)	0.998 kg (2.2 lb.)
---------------	----------------------	---------------------	---------------------	----------------------	--------------------

Suitable Accessories

Auxiliary Contacts	VKA1.V, VKA2.V	VKA1.V, VKA2.V	VKA1.V, VKA2.V	VKA1.V, VKA2.V	KU1.V, KU2.V
---------------------------	----------------	----------------	----------------	----------------	--------------