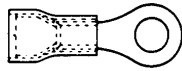

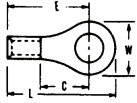


26/24 Rings

CMA Range 202-320

Barrel Inside Diameter .027"/.686 mm



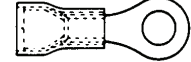
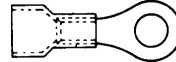
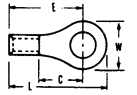
Material: COPPER Thickness: .023"/.584 mm

Basic Dimensions					Non-Insulated	Insulated (Yellow Nylon)				
Stud Size	W In.	W mm	C In.	C mm		Funnel FIIG	Insul. Dia. .092" / 2.33 mm			
					NIT	E In.	E mm	L In.	L mm	
2	0.14	3.56	0.17	4.32	R4086	XR26336N	0.62	15.8	0.69	17.5
4	0.20	5.08	0.22	5.59	R4087	XR26337N	0.65	16.5	0.76	19.3
6	0.25	6.35	0.29	7.37	R4088	XR26338N	0.73	18.5	0.86	21.8
8	0.32	8.13	0.29	7.37	R4089	XR26339N	0.74	18.8	0.89	22.6
10	0.32	8.13	0.29	7.37	R4090	XR26340N	0.74	18.8	0.89	22.6
Hand Tool					H74	H7B & H53				

22/16* Rings

CMA Range 509-3260

Barrel Inside Diameter .059"/1.5 mm



Material: COPPER Thickness: .030"/.762 mm

Basic Dimensions					Non-Insulated				Insulated (Red Vinyl)				Insulated (Red Nylon)							
Stud Size	W In.	W mm	C In.	C mm	NIT	NIT Brazed	E In.	E mm	L In.	L mm	Funnel FIT	Insul. Dia. .160" / 4.06 mm		Funnel FIIG	Insul. Dia. .146"/3.71 mm					
							In.	mm	In.	mm	In.	mm	In.	mm	In.	mm	In.	mm		
2	.22	5.59	.16	4.06	R4103	R4103B	.44	11.17	.55	13.97	R4140F	.70	17.78	.81	20.57					
2	.22	5.59	.16	4.06	R4103S	R4103SB	.34	8.63	.45	11.43	R4140SF	.63	16.00	.74	18.80	XR1879SN	.63	16.00	.74	18.80
4	.22	5.59	.16	4.06		R4104B	.44	11.17	.55	13.97										
4	.22	5.59	.16	4.06	R4104S	R4104SB	.34	8.63	.45	11.43	R4141SF	.63	16.00	.74	18.80	XR1880SN	.63	16.00	.74	18.80
4	.28	7.11	.32	8.13	R4261S	R4261SB	.50	12.70	.64	16.25	R4265SF	.79	20.07	.93	23.62	XR1856SN	.79	20.07	.93	23.62
6	.22	5.59	.16	4.06	R4105	R4105B	.44	11.17	.55	13.97	R4142F	.70	17.78	.81	20.57					
6	.22	5.59	.16	4.06	R4105S	R4105SB	.34	8.63	.45	11.43	R4142SF	.63	16.00	.74	18.80	XR1881SN	.63	16.00	.74	18.80
6	.25	6.35	.32	8.13	R4110	R4110B	.59	14.98	.73	18.54	R4147F	.86	21.84	.98	24.89					
6	.25	6.35	.32	8.13	R4110S	R4110SB	.50	12.70	.62	15.74	R4147SF	.79	20.07	.91	23.11	XR1885SN	.79	20.07	.92	23.37
6	.28	7.11	.32	8.13	R4262	R4262B	.59	14.98	.73	18.54	R4266F	.86	21.84	1.00	25.40					
6	.28	7.11	.32	8.13	R4262S	R4262SB	.50	12.70	.64	16.25	R4266SF	.79	20.07	.93	23.62	XR1857SN	.79	20.07	.93	23.62
8	.22	5.59	.16	4.06	R4193	R4193B	.43	10.92	.55	13.97	R4206F	.70	17.78	.81	20.57					
8	.22	5.59	.16	4.06	R4193S	R4193SB	.33	8.38	.45	11.43	R4206SF	.63	16.00	.74	18.80	XR1882SN	.63	16.00	.74	18.80
8	.28	7.11	.32	8.13	R4263S	R4263SB	.50	12.70	.64	16.25	R4267SF	.79	20.07	.93	23.62	XR1858SN	.79	20.07	.93	23.62
8	.31	7.87	.32	8.13	R4111	R4111B	.60	15.24	.75	19.05	R4148F	.86	21.84	1.01	25.65					
8	.31	7.87	.32	8.13	R4111S	R4111SB	.50	12.70	.65	16.51	R4148SF	.79	20.07	.94	23.88	XR1890SN	.79	20.07	.94	23.88
10	.28	7.11	.32	8.13	R4264	R4264B	.59	14.98	.73	18.54	R4268F	.86	21.84	1.00	25.40					
10	.28	7.11	.32	8.13	R4264S	R4264SB	.50	12.70	.64	16.25	R4268SF	.79	20.07	.93	23.62	XR1859SN	.79	20.07	.93	23.62
10	.31	7.87	.32	8.13	R4112	R4112B	.60	15.24	.75	19.05	R4149F	.86	21.84	1.01	25.65					
10	.31	7.87	.32	8.13	R4112S	R4112SB	.50	12.70	.65	16.51	R4149SF	.79	20.07	.94	23.88	XR1891SN	.79	20.07	.94	23.88
1/4	.47	11.94	.44	11.18	R4113	R4113B	.71	18.03	.94	23.87	R4150F	.97	24.64	1.21	30.73					
1/4	.47	11.94	.44	11.18	R4113S	R4113SB	.61	15.49	.85	21.59	R4150SF	.90	22.86	1.14	28.96	XR1894SN	.90	22.86	1.14	28.96
5/16	.47	11.94	.44	11.18	R4114	R4114B	.71	18.03	.94	23.87	R4151F	.97	24.64	1.21	30.73					
5/16	.47	11.94	.44	11.18	R4114S	R4114SB	.61	15.49	.85	21.59	R4151SF	.90	22.86	1.14	28.96	XR1895SN	.90	22.86	1.14	28.96
3/8	.53	13.46	.44	11.18	R4115	R4115B	.71	18.03	.97	24.63	R4152F	.97	24.64	1.24	31.50					
3/8	.53	13.46	.44	11.18	R4115S	R4115SB	.61	15.49	.88	22.35	R4152SF	.90	22.86	1.17	29.72	XR1896SN	.89	22.61	1.16	29.46
Hand Tool					H4A	H4A	H7B & H53**				H7B & H53									



* 22-16 Rings are marked 22-18 in accordance with AS7928

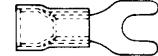
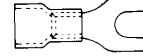
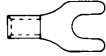
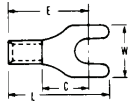
** H53 for short barrel, H53L for long barrel



22/16 Spades

CMA Range 509-3260

Barrel Inside Diameter .059"/1.5 mm



Material: COPPER Thickness: .030"/.762 mm

Basic Dimensions					Non-Insulated				Insulated (Red Vinyl)				Insulated (Red Nylon)							
Stud Size	W In.	W mm	C In.	C mm	NIT	NIT Brazed	E In.	E mm	L In.	L mm	Insul. Dia. .160"/4.06 mm				Insul. Dia. .146"/3.71 mm					
											Funnel FIT	E In.	E mm	L In.	L mm	Funnel FIIG	E In.	E mm	L In.	L mm
6	0.31	7.87	0.28	7.11	S4116	S4116B	0.55	13.97	0.71	18.03	S4154F	0.79	20.07	0.97	24.64					
6	0.31	7.87	0.28	7.11	S4116S	S4116SB	0.45	11.43	0.61	15.49	S4154SF	0.72	18.29	0.9	22.86	XS2404SN	0.71	18.03	0.9	22.86
8	0.31	7.87	0.28	7.11	S4117	S4117B	0.55	13.97	0.71	18.03	S4155F	0.79	20.07	0.97	24.64					
8	0.31	7.87	0.28	7.11	S4117S	S4117SB	0.45	11.43	0.61	15.49	S4155SF	0.72	18.29	0.9	22.86	XS2053SN	0.71	18.03	0.9	22.86
10	0.31	7.87	0.28	7.11	S4118	S4118B	0.55	13.97	0.71	18.03	S4156F	0.79	20.07	0.97	24.64					
10	0.31	7.87	0.28	7.11	S4118S	S4118SB	0.45	11.43	0.61	15.49	S4156SF	0.72	18.29	0.9	22.86	XS2054SN	0.71	18.03	0.9	22.86
Hand Tool					H4A	H4A					H7B & H53				H7B & H53					

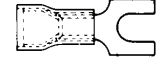
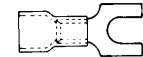
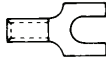
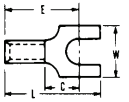


* H53 for short barrel, H53L for long barrel

22/16 Block Spades

CMA Range 509-3260

Barrel Inside Diameter .059"/1.5 mm



Material: COPPER Thickness: .030"/.762 mm

Basic Dimensions					Non-Insulated				Insulated (Red Vinyl)				Insulated (Red Nylon)							
Stud Size	W In.	W mm	C In.	C mm	NIT	NIT Brazed	E In.	E mm	L In.	L mm	Insul. Dia. .160"/4.06 mm				Insul. Dia. .146"/3.71 mm					
											Funnel FIT	E In.	E mm	L In.	L mm	Funnel FIIG	E In.	E mm	L In.	L mm
6	0.3	7.62	0.19	4.83	BS41162	BS41162B	0.46	11.68	0.58	14.73	BS41542F	0.7	17.78	0.84	21.34					
6	0.3	7.62	0.19	4.83	BS41162S	BS41162SB	0.36	9.14	0.48	12.19	BS41542SF	0.63	16	0.77	19.56	XBS24042SN	0.62	15.75	0.77	19.56
6	0.24	6.1	0.32	8.13	BS41163	BS41163B	0.59	14.99	0.72	18.29	BS41543F	0.83	21.08	0.99	25.15					
6	0.24	6.1	0.32	8.13	BS41163S	BS41163SB	0.49	12.45	0.63	16	BS41543SF	0.76	19.3	0.92	23.37	XBS24043SN	0.75	19.05	0.92	23.37
8	0.3	7.62	0.19	4.83	BS41172	BS41172B	0.46	11.68	0.58	14.73	BS41552F	0.7	17.78	0.84	21.34					
8	0.3	7.62	0.19	4.83	BS41172S	BS41172SB	0.36	9.14	0.48	12.19	BS41552SF	0.63	16	0.77	19.56	XBS20532SN	0.62	15.75	0.77	19.56
10	0.3	7.62	0.19	4.83	BS41182	BS41182B	0.46	11.68	0.58	14.73	BS41562F	0.7	17.78	0.84	21.34					
10	0.3	7.62	0.19	4.83	BS41182S	BS41182SB	0.36	9.14	0.48	12.19	BS41562SF	0.63	16	0.77	19.56	XBS20542SN	0.62	15.75	0.77	19.56
10	0.3	7.62	0.32	8.13	BS41183	BS41183B	0.59	14.99	0.72	18.29	BS41563F	0.83	21.08	0.99	25.15					
10	0.3	7.62	0.32	8.13	BS41183S	BS41183SB	0.49	12.45	0.63	16	BS41563SF	0.76	19.3	0.92	23.37	XBS20543SN	0.75	19.05	0.92	23.37
Hand Tool					H4A	H4A					H7B & H53				H7B & H53					

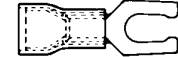
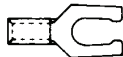
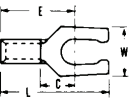


* H53 for short barrel, H53L for long barrel

22/16 Spring Spades

CMA Range 509-3260

Barrel Inside Diameter .059"/1.5 mm



Material: COPPER ALLOY Thickness: .030"/.762 mm

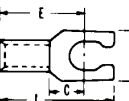
Basic Dimensions					Non-Insulated				Insulated (Red Vinyl)				Insulated (Red Nylon)							
Stud Size	W In.	W mm	C In.	C mm	NIT	NIT Brazed	E In.	E mm	L In.	L mm	Insul. Dia. .160"/4.06 mm				Insul. Dia. .146"/3.71 mm					
											Funnel FIT	E In.	E mm	L In.	L mm	Funnel FIIG	E In.	E mm	L In.	L mm
6	0.25	6.35	0.26	6.60	SS20923S	SS20923SB	0.43	10.92	0.67	17.02	SS20927SF	0.73	18.54	0.96	24.38	XSS20937SN	0.72	18.29	0.95	24.13
6	0.28	7.11	0.26	6.60	SS20924S	SS20924SB	0.43	10.92	0.67	17.02	SS20928SF	0.73	18.54	0.96	24.38	XSS20938SN	0.72	18.29	0.95	24.13
8	0.28	7.11	0.26	6.60	SS20925S	SS20925SB	0.43	10.92	0.67	17.02	SS20929SF	0.73	18.54	0.96	24.38	XSS20939SN	0.72	18.29	0.95	24.13
10	0.33	8.38	0.26	6.60	SS20926S	SS20926SB	0.43	10.92	0.67	17.02	SS20930SF	0.73	18.54	0.96	24.38	XSS20940SN	0.72	18.29	0.95	24.13
Hand Tool					H4A	H4A					H7B & H53				H7B & H53					



22/16 Mini Spring Spades

CMA Range 509-3260

Barrel Inside Diameter .059"/1.5 mm



Material: COPPER ALLOY Thickness: .030"/.762 mm

Basic Dimensions					Non-Insulated				Insulated (Red Vinyl)				Insulated (Red Nylon)							
Stud Size	W In.	W mm	C In.	C mm	NIT	NIT Brazed	E In.	E mm	L In.	L mm	Insul. Dia. .160"/4.06 mm				Insul. Dia. .146"/3.71 mm					
											Funnel FIT	E In.	E mm	L In.	L mm	Funnel FIIG	E In.	E mm	L In.	L mm
5	0.25	6.35	0.26	6.60	SS22466	SS22466B	0.43	10.92	0.56	14.22	SS22496F	0.73	18.54	0.85	21.59	XSS22506N	0.72	18.29	0.84	21.34
6	0.26	6.35	0.26	6.60	SS22467	SS22467B	0.43	10.92	0.56	14.22	SS22497F	0.73	18.54	0.85	21.59	XSS22507N	0.72	18.29	0.84	21.34
8	0.28	7.11	0.26	6.60	SS22468	SS22468B	0.43	10.92	0.56	14.22	SS22498F	0.73	18.54	0.85	21.59	XSS22508N	0.72	18.29	0.84	21.34
10	0.33	8.38	0.26	6.60	SS22469	SS22469B	0.43	10.92	0.60	15.24	SS22499F	0.73	18.54	0.89	22.61	XSS22509N	0.72	18.29	0.88	22.35
Hand Tool					H4A	H4A					H7B & H53				H7B & H53					

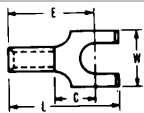


Most terminals available tape mounted. Consult Electro-Term/Hollingsworth with your specifications.

22/16 Flanged Spades

CMA Range 509-3260

Barrel Inside Diameter .059"/1.5 mm



Material: COPPER Thickness: .030"/.762 mm

Basic Dimensions					Non-Insulated				Insulated (Red Vinyl)				Insulated (Red Nylon)							
Stud Size	W In.	W mm	C In.	C mm	NIT	NIT Brazed	E In.	E mm	L In.	L mm	Insul. Dia. .160"/4.06 mm				Insul. Dia. .146"/3.71 mm					
											Funnel FIT	E In.	E mm	L In.	L mm	Funnel FIIG	E In.	E mm	L In.	L mm
2	.18	4.57	.19	4.83	SF20746	SF20746B	.46	11.68	.60	15.24	SF20740F	.70	17.78	.87	22.10					
2	.18	4.57	.19	4.83	SF20746S	SF20746SB	.36	9.14	.51	12.95	SF20740SF	.63	16.00	.80	20.32	XSF2559SN	.62	15.75	.80	20.32
2	.29	7.37	.19	4.83	SF20747	SF20747B	.46	11.68	.60	15.24	SF20741F	.70	17.78	.87	22.10					
2	.29	7.37	.19	4.83	SF20747S	SF20747SB	.36	9.14	.51	12.95	SF20741SF	.63	16.00	.80	20.32	XSF2560SN	.62	15.75	.80	20.32
4	.29	7.37	.19	4.83	SF20748	SF20748B	.46	11.68	.60	15.24	SF20742F	.70	17.78	.87	22.10					
4	.29	7.37	.19	4.83	SF20748S	SF20748SB	.36	9.14	.51	12.95	SF20742SF	.63	16.00	.80	20.32	XSF2561SN	.62	15.75	.80	20.32
6	.29	7.37	.19	4.83	SF20749	SF20749B	.46	11.68	.60	15.24	SF20752F	.70	17.78	.87	22.10					
6	.29	7.37	.19	4.83	SF20749S	SF20749SB	.36	9.14	.51	12.95	SF20752SF	.63	16.00	.80	20.32	XSF2562SN	.62	15.75	.80	20.32
8	.29	7.37	.19	4.83	SF20750	SF20750B	.46	11.68	.60	15.24	SF20753F	.70	17.78	.87	22.10					
8	.29	7.37	.19	4.83	SF20750S	SF20750SB	.36	9.14	.51	12.95	SF20753SF	.63	16.00	.80	20.32	XSF2498SN	.62	15.75	.80	20.32
Hand Tool					H4A	H4A					H7B & H53*				H7B & H53					

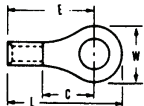


* H53 for short barrel, H53L for long barrel

20/16 Rings, Heavy Duty

CMA Range 1290-3260

Barrel Inside Diameter .065"/1.65 mm



Material: COPPER Thickness: .040"/1.02 mm

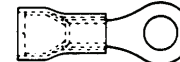
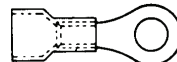
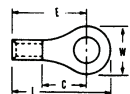
Basic Dimensions					Non-Insulated					
Stud Size	W In.	W mm	C In.	C mm	NIT	NIT Brazed	E In.	E mm	L In.	L mm
Hand Tool					H4A					



16/14 Rings

CMA Range 2050-5180

Barrel Inside Diameter .085"/2.16 mm



Material: COPPER Thickness: .032"/.813 mm

Basic Dimensions					Non-Insulated				Insulated (Blue Vinyl)				Insulated (Blue Nylon)							
Stud Size	W In.	W mm	C In.	C mm	NIT	NIT Brazed	E In.	E mm	L In.	L mm	Insul. Dia. .198"/5.03 mm				Insul. Dia. .178"/4.52 mm					
											Funnel FIT	E In.	E mm	L In.	L mm	Funnel FIIG	E In.	E mm	L In.	L mm
2	.25	6.35	.16	4.06		R3301B	.43	10.92	.55	13.97										
4	.25	6.35	.16	4.06	R4119	R4119B	.43	10.92	.55	13.97										
4	.25	6.35	.16	4.06	R4119S	R4119SB	.33	8.38	.45	11.43					XR2441SN	.62	15.75	.74	18.80	
6	.25	6.35	.16	4.06	R4120	R4120B	.43	10.92	.55	13.97	R4158F	.70	17.78	.82	20.83					
6	.25	6.35	.16	4.06	R4120S	R4120SB	.33	8.38	.45	11.43	R4158SF	.62	15.75	.74	18.80	XR2442SN	.62	15.75	.74	18.80
6	.25	6.35	.37	9.40	R61002G	R61002GB	.64	16.26	.77	19.56	R61005GF	.92	23.37	1.04	26.42					
6	.25	6.35	.37	9.40	R61002GS	R61002GSB	.55	13.97	.67	17.02	R61005GSF	.84	21.34	.96	24.38	XR61006GSN	.84	21.34	.96	24.38
6	.31	7.87	.28	7.11	R4121	R4121B	.55	13.97	.71	18.03	R4159F	.83	21.08	.96	24.38					
6	.31	7.87	.28	7.11	R4121S	R4121SB	.46	11.68	.62	15.75	R4159SF	.75	19.05	.91	23.11	XR1901SN	.75	19.05	.91	23.11
6	.31	7.87	.37	9.40	R4121G	R4121GB	.64	16.26	.80	20.32	R4159GF	.92	23.37	1.07	27.18					
6	.31	7.87	.37	9.40	R4121GS	R4121GSB	.55	13.97	.70	17.78	R4159GSF	.84	21.34	.99	25.15	XR1901GSN	.84	21.34	.99	25.15
8	.31	7.87	.28	7.11	R4122	R4122B	.55	13.97	.71	18.03	R4160F	.83	21.08	.99	25.15					
8	.31	7.87	.28	7.11	R4122S	R4122SB	.46	11.68	.62	15.75	R4160SF	.75	19.05	.91	23.11	XR1902SN	.75	19.05	.91	23.11
8	.31	7.87	.37	9.40	R4122G		.64	16.26	.80	20.32	R4160GF	.92	23.37	1.07	27.18					
8	.31	7.87	.37	9.40	R4122GS		.55	13.97	.70	17.78	R4160GSF	.84	21.34	.99	25.15	XR1902GSN	.84	21.34	.99	25.15
10	.31	7.87	.28	7.11	R4123	R4123B	.55	13.97	.71	18.03	R4161F	.83	21.08	.99	25.15					
10	.31	7.87	.28	7.11	R4123S	R4123SB	.46	11.68	.62	15.75	R4161SF	.75	19.05	.91	23.11	XR1903SN	.75	19.05	.91	23.11
10	.31	7.87	.37	9.40	R4123G	R4123GB	.64	16.26	.80	20.32	R4161GF	.92	23.37	1.07	27.18					
10	.31	7.87	.37	9.40	R4123GS	R4123GSB	.55	13.97	.70	17.78	R4161GSF	.84	21.34	.99	25.15	XR1903GSN	.84	21.34	.99	25.15
1/4	.46	11.68	.44	11.18	R4124	R4124B	.71	18.03	.94	23.88	R4162F	.98	24.89	1.21	30.73					
1/4	.46	11.68	.44	11.18	R4124S	R4124SB	.61	15.49	.84	21.34	R4162SF	.90	22.86	1.13	28.70	XR1906SN	.90	22.86	1.13	28.70
5/16	.46	11.68	.44	11.18	R4125	R4125B	.71	18.03	.94	23.88	R4163F	.98	24.89	1.21	30.73					
5/16	.46	11.68	.44	11.18	R4125S	R4125SB	.61	15.49	.84	21.34	R4163SF	.90	22.86	1.13	28.70	XR1907SN	.90	22.86	1.13	28.70
3/8	.53	13.46	.44	11.18	R4126	R4126B	.71	18.03	.97	24.64	R4164F	.98	24.89	1.25	31.75					
3/8	.53	13.46	.44	11.18	R4126S	R4126SB	.61	15.49	.88	22.35	R4164SF	.90	22.86	1.17	29.72	XR1908SN	.90	22.86	1.17	29.72
Hand Tool					H4A	H4A					H7B & H53*				H7B & H53					



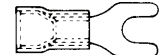
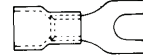
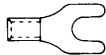
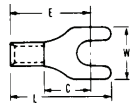
* H53 for short barrel, H53L for long barrel



16/14 Spades

CMA Range 2050-5180

Barrel Inside Diameter .085" / 2.16 mm



Material: COPPER Thickness: .032"/.813 mm

Basic Dimensions					Non-Insulated					Insulated (Blue Vinyl)					Insulated (Blue Nylon)							
Stud Size	W In.	W mm	C In.	C mm	NIT	NIT Brazed	E In.	E mm	L In.	L mm	Funnel FIT	E In.	E mm	L In.	L mm	Funnel FIIG	E In.	E mm	L In.	L mm		
																					Insul. Dia. .198"/5.03 mm	
6	.38	9.65	.28	7.11	S4127	S4127B	.55	13.97	.74	18.80	S4165F	.80	20.32	1.01	25.65							
6	.38	9.65	.28	7.11	S4127S	S4127SB	.45	11.43	.64	16.26	S4165SF	.72	18.29	.93	23.62	XS2058SN	.71	18.03	.93	23.62		
8	.38	9.65	.28	7.11	S4128	S4128B	.55	13.97	.74	18.80	S4166F	.80	20.32	1.01	25.65							
8	.38	9.65	.28	7.11	S4128S	S4128SB	.45	11.43	.64	16.26	S4166SF	.72	18.29	.93	23.62	XS2059SN	.71	18.03	.93	23.62		
10	.38	9.65	.28	7.11	S4129	S4129B	.55	13.97	.74	18.80	S4167F	.80	20.32	1.01	25.65							
10	.38	9.65	.28	7.11	S4129S	S4129SB	.45	11.43	.64	16.26	S4167SF	.72	18.29	.93	23.62	XS2060SN	.71	18.03	.93	23.62		
Hand Tool					H4A	H4A						H7B & H53*	H7B & H53									

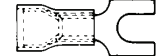
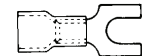
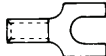
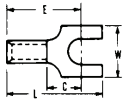


* H53 for short barrel, H53L for long barrel

16/14 Block Spades

CMA Range 2050-5180

Barrel Inside Diameter .085" / 2.16 mm



Material: COPPER Thickness: .030"/.762 mm

Basic Dimensions					Non-Insulated					Insulated (Blue Vinyl)					Insulated (Blue Nylon)							
Stud Size	W In.	W mm	C In.	C mm	NIT	NIT Brazed	E In.	E mm	L In.	L mm	Funnel FIT	E In.	E mm	L In.	L mm	Funnel FIIG	E In.	E mm	L In.	L mm		
																					Insul. Dia. .198" / 5.03 mm	
4	.22	5.59	.38	9.65	BS41270	BS41270B	.64	16.26	.76	19.30	BS41650F	.90	22.86	1.04	26.42							
4	.22	5.59	.38	9.65	BS41270S	BS41270SB	.55	13.97	.67	17.02	BS41650SF	.82	20.83	.96	24.38	XBS20579SN	.81	20.57	0.95	24.13		
6	.30	7.62	.19	4.83	BS41272	BS41272B	.46	11.68	.58	14.73	BS41652F	.71	18.03	.85	21.59							
6	.30	7.62	.19	4.83	BS41272S	BS41272SB	.36	9.14	.48	12.19	BS41652SF	.63	16.00	.77	19.56	XBS20582SN	.62	15.75	0.76	19.30		
6	.25	6.35	.38	9.65	BS41273	BS41273B	.64	16.26	.83	21.08	BS41653F	.90	22.86	1.10	27.94							
6	.25	6.35	.38	9.65	BS41273S	BS41273SB	.55	13.97	.73	18.54	BS41653SF	.82	20.83	1.02	25.91	XBS20583SN	.81	20.57	1.01	25.65		
8	.30	7.62	.19	4.83	BS41282	BS41282B	.46	11.68	.58	14.73	BS41662F	.71	18.03	.85	21.59							
8	.30	7.62	.19	4.83	BS41282S	BS41282SB	.36	9.14	.48	12.19	BS41662SF	.63	16.00	.77	19.56	XBS20592SN	.62	15.75	0.76	19.30		
10	.31	7.87	.38	9.65	BS41278	BS41278B	.64	16.26	.90	22.86	BS41658F	.90	22.86	1.17	29.72							
10	.31	7.87	.38	9.65	BS41278S	BS41278SB	.55	13.97	.80	20.32	BS41658SF	.82	20.83	1.09	27.69	XBS20588SN†	.81	20.57	1.08	27.43		
10	.30	7.62	.19	4.83	BS41292	BS41292B	.46	11.68	.58	14.73	BS41672F	.71	18.03	.85	21.59							
10	.30	7.62	.19	4.83	BS41292S	BS41292SB	.36	9.14	.48	12.19	BS41672SF	.63	16.00	.77	19.56	XBS20602SN	.62	15.75	0.76	19.30		
Hand Tool					H4A	H4A						H7B & H53*	H7B & H53									

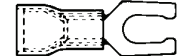
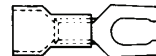
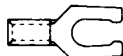
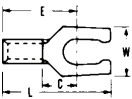


* H53 for short barrel, H53L for long barrel

16/14 Spring Spades

CMA Range 2050-5180

Barrel Inside Diameter .085" / 2.16 mm



Material: COPPER ALLOY Thickness: .030"/.762 mm

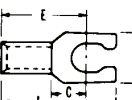
Basic Dimensions					Non-Insulated					Insulated (Blue Vinyl)					Insulated (Blue Nylon)							
Stud Size	W In.	W mm	C In.	C mm	NIT	NIT Brazed	E In.	E mm	L In.	L mm	Funnel FIT	E In.	E mm	L In.	L mm	Funnel FIIG	E In.	E mm	L In.	L mm		
																					Insul. Dia. .198" / 5.03 mm	
6	.28	7.11	.26	6.60	SS20889S	SS20889SB	.43	10.92	.67	17.02	SS20947SF	.70	17.78	.96	24.38	XSS20954SN	.69	17.53	.95	24.13		
8	.28	7.11	.26	6.60	SS20890S	SS20890SB	.43	10.92	.67	17.02	SS20948SF	.70	17.78	.96	24.38	XSS20955SN	.69	17.53	.95	24.13		
10	.33	8.38	.26	6.60	SS20891S	SS20891SB	.43	10.92	.67	17.02	SS20949SF	.70	17.78	.96	24.38	XSS20956SN	.69	17.53	.95	24.13		
Hand Tool					H4A	H4A						H7B & H53	H7B & H53									



16/14 Mini Spring Spades

CMA Range 2050-5180

Barrel Inside Diameter .085" / 2.16 mm



Material: COPPER ALLOY Thickness: .030"/.762 mm

Basic Dimensions					Non-Insulated					Insulated (Blue Vinyl)					Insulated (Blue Nylon)							
Stud Size	W In.	W mm	C In.	C mm	NIT	NIT Brazed	E In.	E mm	L In.	L mm	Funnel FIT	E In.	E mm	L In.	L mm	Funnel FIIG	E In.	E mm	L In.	L mm		
																					Insul. Dia. .198" / 5.03 mm	
5	.25	6.35	.26	6.60	SS22470	SS22470B	.43	10.92	.56	14.22	SS22530F	.70	17.78	.85	21.59	XSS22540N	.69	17.53	.84	21.34		
6	.25	6.35	.26	6.60	SS22471	SS22471B	.43	10.92	.56	14.22	SS22531F	.70	17.78	.85	21.59	XSS22541N	.69	17.53	.84	21.34		
8	.28	7.11	.26	6.60	SS22472	SS22472B	.43	10.92	.56	14.22	SS22532F	.70	17.78	.85	21.59	XSS22542N	.69	17.53	.84	21.34		
10	.33	8.38	.26	6.60	SS22473	SS22473B	.43	10.92	.60	15.24	SS22533F	.70	17.78	.89	22.61	XSS22543N	.69	17.53	.88	22.35		
Hand Tool					H4A	H4A						H7B & H53	H7B & H53									



Most terminals available tape mounted. Consult Electro-Term/Hollingsworth with your specifications.


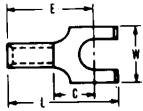
800.638.8376 www.hollingsworth.com



16/14 Flanged Spades

CMA Range 2050-5180

Barrel Inside Diameter .085" / 2.16 mm



Material: COPPER Thickness: .032" / .813 mm

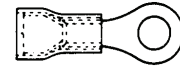
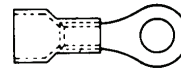

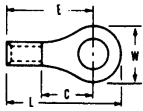
Basic Dimensions					Non-Insulated				Insulated (Blue Vinyl)				Insulated (Blue Nylon)							
Stud Size	W In.	W mm	C In.	C mm	NIT	NIT Brazed	E In.	E mm	L In.	L mm	Insul. Dia. .198" / 5.03 mm				Insul. Dia. .178" / 4.52 mm					
											Funnel FIT	E In.	E mm	L In.	L mm	Funnel FIIG	E In.	E mm	L In.	L mm
6	.29	7.37	.19	4.83	SF20855S	SF20855SB	.36	9.14	.51	12.95	SF20858SF	.63	16.00	.80	20.32	XSF20861SN	.62	15.75	.79	20.07
8	.329	7.37	.19	4.83	SF20856S	SF20856SB	.36	9.14	.51	12.95	SF20859SF	.63	16.00	.80	20.32	XSF20862SN	.62	15.75	.79	20.07
Hand Tool					H4A	H4A					H7B & H53				H7B & H53					



16/14 Rings - Heavy Duty

CMA Range 2050-5180

Barrel Inside Diameter .110" / 2.79 mm



Material: COPPER Thickness: .049" / 1.24 mm

Basic Dimensions					Non-Insulated				Insulated (Yellow with Black Dot)											
Stud Size	W In.	W mm	C In.	C mm	NIT	NIT Brazed	E In.	E mm	L In.	L mm	(Vinyl) Insul. Dia. .265" / 6.73 mm				(Nylon) Insul. Dia. .239" / 6.07 mm					
											Funnel FIT	E In.	E mm	L In.	L mm	Funnel FIIG	E In.	E mm	L In.	L mm
6	.25	6.35	.28	7.11	HDR12	HDR12B	.55	13.97	.67	17.02	HDR27F	.89	22.61	1.01	25.65	XHDR67N	.90	22.86	1.02	25.91
6	.35	8.89	.28	7.11	HDR21		.55	13.97	.73	18.54						XHDR61N	.90	22.86	1.08	27.43
10	.35	8.89	.28	7.11	HDR23	HDR23B	.55	13.97	.73	18.54	HDR33F	.89	22.61	1.06	26.92	XHDR63N	.90	22.86	1.08	27.43
1/4	.48	12.19	.36	9.14	HDR24	HDR24B	.63	16.00	.87	22.10	HDR34F	.96	24.38	1.20	30.48	XHDR64N	.98	24.89	1.22	30.99
Hand Tool					H4A	H4A					H6E & H53				H6E & H53					

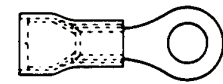
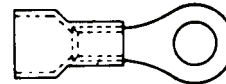

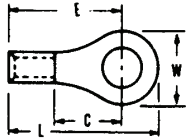


▲ For Brazed Barrel, change suffix to BF

16/14 Rings - Heavy Duty (Railroad Terminals)

CMA Range 2050-5180

Barrel Inside Diameter .110" / 2.79 mm



Material: COPPER Thickness: .049" / 1.24 mm

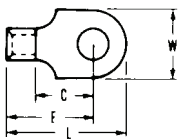
Basic Dimensions					Non-Insulated				Insulated (Yellow with Black Dot)											
Stud Size	W In.	W mm	C In.	C mm	NIT	NIT Brazed	E In.	E mm	L In.	L mm	(Vinyl) Insul. Dia. .265" / 6.73 mm				(Nylon) Insul. Dia. .239" / 6.07 mm					
											Funnel FIT	E In.	E mm	L In.	L mm	Funnel FIIG	E In.	E mm	L In.	L mm
10	.53	13.46	.37	9.40	HDR1361	HDR1361B	.64	16.26	.90	22.86	HDR1374BF	.95	24.13	1.21	30.73	XHDR1380N	.97	24.64	1.23	31.24
1/4	.53	13.46	.37	9.40	HDR1362	HDR1362B	.64	16.26	.90	22.86	HDR1375BF	.95	24.13	1.21	30.73					
5/16	.53	13.46	.37	9.40	HDR1363	HDR1363B	.64	16.26	.90	22.86	HDR1376BF	.95	24.13	1.21	30.73	XHDR1382N	.97	24.64	1.23	31.24
Hand Tool					H4A	H4A					H6E & H53				H6E & H53					



14/12 Rings

CMA Range 3260-8230

Barrel Inside Diameter .094" / 2.39 mm



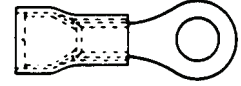
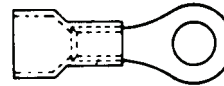

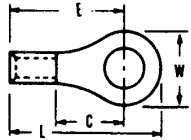
Material: COPPER Thickness: .040" / 1.02 mm

Basic Dimensions					Non-Insulated				
Stud Size	W In.	W mm	C In.	C mm	NIT Brazed	E In.	E mm	L In.	L mm
10	.31	10.67	.34	8.64	R141210B	.51	12.95	.73	18.54
1/4	.42	10.67	.34	8.64	R141214B	.51	12.95	.73	18.54
Hand Tool					H4A				



12/10 Rings

CMA Range 5180-13,100 Barrel Inside Diameter .129" / 3.27 mm

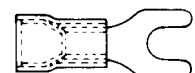
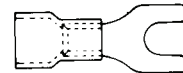
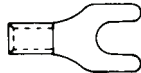
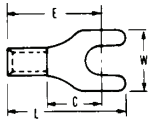


Material: COPPER Thickness: .040" / 1.02 mm

Basic Dimensions					Non-Insulated				Insulated (Yellow Vinyl)				Insulated (Yellow Nylon)							
Stud Size	W In.	W mm	C In.	C mm	NIT	NIT Brazed	E In.	E mm	L In.	L mm	Funnel FIT	E In.	E mm	L In.	L mm	Funnel FIIG	E In.	E mm	L In.	L mm
4	.28	7.11	.27	6.86	R3454	R3454B	.54	13.72	.68	17.27	R4182F	.88	22.35	1.02	25.91	XR5105N	.89	22.61	1.03	26.16
6	.28	7.11	.27	6.86	R3455	R3455B	.54	13.72	.68	17.27	R4183F	.88	22.35	1.02	25.91	XR5106N	.89	22.61	1.03	26.16
6	.31	7.87	.27	6.86	R3453	R3453B	.54	13.72	.70	17.78	R4188F	.87	22.10	1.03	26.16	XR5118N	.88	22.35	1.04	26.42
6	.37	9.40	.28	7.11	R3456	R3456B	.56	14.22	.74	18.80	R4168F	.88	22.35	1.07	27.18	XR5107N	.90	22.86	1.09	27.69
8	.28	7.11	.27	6.86	R3452	R3452B	.54	13.72	.68	17.27	R4189F	.88	22.35	1.02	25.91	XR5113N	.89	22.61	1.03	26.16
8	.37	9.40	.28	7.11	R2994	R2994B	.56	14.22	.74	18.80	R4169F	.88	22.35	1.07	27.18	XR5108N	.90	22.86	1.09	27.69
10	.37	9.40	.28	7.11	R3457	R3457B	.56	14.22	.74	18.80	R4170F	.88	22.35	1.07	27.18	XR5109N	.90	22.86	1.09	27.69
1/4	.52	13.21	.47	11.94	R3458	R3458B	.75	19.05	1.01	25.65	R4171F	1.07	27.18	1.33	33.78	XR5110N	1.09	27.69	1.35	34.29
5/16	.52	13.21	.47	11.94	R3459	R3459B	.75	19.05	1.01	25.65	R4172F	1.07	27.18	1.33	33.78	XR5111N	1.09	27.69	1.35	34.29
3/8	.59	14.99	.50	12.70	R3220	R3220B	.78	19.81	1.07	27.18	R4173F	1.10	27.94	1.39	35.31	XR5112N	1.12	28.45	1.41	35.81
7/16	.71	18.03	.50	12.70	R3222	R3222B	.78	19.81	1.13	28.70	R4178F	1.10	27.94	1.46	37.08	XR5114N	1.12	28.45	1.47	37.34
1/2	.71	18.03	.50	12.70	R3223	R3223B	.78	19.81	1.13	28.70	R4179F	1.10	27.94	1.46	37.08	XR5117N	1.12	28.45	1.47	37.34
Hand Tool					H4A	H4A					H6E & H53					H6E & H53				

12/10 Spades

CMA Range 5180-13,100 Barrel Inside Diameter .129" / 3.27 mm

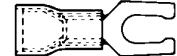
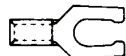
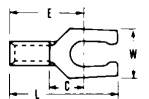


Material: COPPER Thickness: .040" / 1.02 mm

Basic Dimensions					Non-Insulated				Insulated (Yellow Vinyl)				Insulated (Yellow Nylon)							
Stud Size	W In.	W mm	C In.	C mm	NIT	NIT Brazed	E In.	E mm	L In.	L mm	Funnel FIT (Vinyl) ▲	E In.	E mm	L In.	L mm	Funnel FIIG (Nylon)	E In.	E mm	L In.	L mm
6	.38	9.65	.27	6.86	S2995	S2995B	.55	13.97	.73	18.54	S4174F	.87	22.10	1.07	27.18	XS2587N	.86	21.84	1.06	26.92
8	.38	9.65	.27	6.86	S3478	S3478B	.55	13.97	.73	18.54	S4175F	.87	22.10	1.07	27.18	XS2588N	.86	21.84	1.06	26.92
10	.38	9.65	.27	6.86	S3479	S3479B	.55	13.97	.73	18.54	S4176F	.87	22.10	1.07	27.18	XS2589N	.86	21.84	1.06	26.92
Hand Tool					H4A	H4A					H6E & H53					H6E & H53				

12/10 Spring Spades

CMA Range 5180-13,100 Barrel Inside Diameter .129" / 3.27 mm

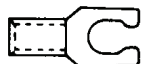
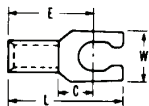


Material: COPPER ALLOY Thickness: .040" / 1.02 mm

Basic Dimensions					Non-Insulated				Insulated (Yellow Vinyl)				Insulated (Yellow Nylon)							
Stud Size	W In.	W mm	C In.	C mm	NIT	NIT Brazed	E In.	E mm	L In.	L mm	Funnel FIT	E In.	E mm	L In.	L mm	Funnel FIIG	E In.	E mm	L In.	L mm
6	.31	7.87	.26	6.60	SS20828	SS20828B	.52	13.21	.78	19.81	SS20832F	.85	21.59	1.13	28.70	XSS20836N	.85	21.59	1.12	28.45
8	.31	7.87	.26	6.60	SS20829	SS20829B	.52	13.21	.78	19.81	SS20833F	.85	21.59	1.13	28.70	XSS20837N	.85	21.59	1.12	28.45
10	.33	8.38	.26	6.60	SS20830	SS20830B	.52	13.21	.78	19.81	SS20834F	.85	21.59	1.13	28.70	XSS20838N	.85	21.59	1.12	28.45
1/4	.45	11.43	.26	6.60	SS20831	SS20831B	.52	13.21	.78	19.81	SS20815F	.85	21.59	1.13	28.70	XSS20887N	.85	21.59	1.12	28.45
Hand Tool					H4A	H4A					H6E & H53					H6E & H53				

12/10 Mini Spring Spades

CMA Range 5180-13,100 Barrel Inside Diameter .129" / 3.27 mm



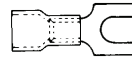
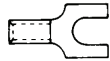
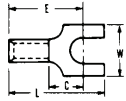
Material: COPPER ALLOY Thickness: .040" / 1.02 mm

Basic Dimensions					Non-Insulated				Insulated (Yellow Vinyl)				Insulated (Yellow Nylon)							
Stud Size	W In.	W mm	C In.	C mm	NIT	NIT Brazed	E In.	E mm	L In.	L mm	Funnel FIT	E In.	E mm	L In.	L mm	Funnel FIIG	E In.	E mm	L In.	L mm
5	.25	6.35	.26	6.60	SS22474	SS22474B	.53	13.46	0.65	16.51	SS22564F	.85	21.59	0.99	25.15	XSS22574N	.85	21.59	.99	25.15
6	.25	6.35	.26	6.60	SS22475	SS22475B	.53	13.46	.65	16.51	SS22565F	.85	21.59	0.99	25.15	XSS22575N	.85	21.59	.99	25.15
8	.28	7.11	.26	6.60	SS22476	SS22476B	.53	13.46	.65	16.51	SS22566F	.85	21.59	0.99	25.15	XSS22576N	.85	21.59	.99	25.15
10	.33	8.38	.26	6.60	SS22477	SS22477B	.53	13.46	.70	17.78	SS22567F	.85	21.59	1.05	26.67	XSS22577N	.85	21.59	.99	25.15
Hand Tool					H4A	H4A					H6E & H53					H6E & H53				



12/10 Block Spades

CMA Range 5180-13,1000 Barrel Inside Diameter .129" / 3.27 mm



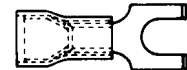
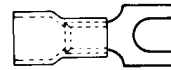
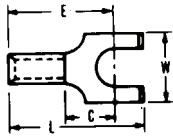
Material: COPPER Thickness: .040" / 1.02 mm

Basic Dimensions					Non-Insulated					Insulated (Yellow Vinyl)				Insulated (Yellow Nylon)						
Stud Size	W In.	W mm	C In.	C mm	NIT	NIT Brazed	E In.	E mm	L In.	L mm	Insul. Dia. .265" / 6.73 mm				Insul. Dia. .239" / 6.07 mm					
											Funnel FIT	E In.	E mm	L In.	L mm	Funnel FIIG	E In.	E mm	L In.	L mm
6	.31	7.87	.27	6.86	BS29952	BS29952B	.54	13.72	.68	17.27	BS41742F	.86	21.84	1.02	25.91					
6	.31	7.87	.27	6.86	BS29953	BS29953B	.54	13.72	.76	19.3	BS41743F	.86	21.84	1.10	27.94	XBS25873N	.85	21.59	1.10	27.94
8	.31	7.87	.27	6.86	BS34782	BS34782B	.54	13.72	.68	17.27	BS41752F	.86	21.84	1.02	25.91					
8	.31	7.87	.27	6.86	BS34783	BS34783B	.54	13.72	.76	19.3	BS41753F	.86	21.84	1.10	27.94					
10	.31	7.87	.27	6.86	BS34792	BS34792B	.54	13.72	.68	17.27	BS41762F	.86	21.84	1.02	25.91	XBS25892N	.85	21.59	1.02	25.91
10	.31	7.87	.27	6.86	BS34793	BS34793B	.54	13.72	.76	19.3	BS41763F	.86	21.84	1.10	27.94	XBS25893N	.85	21.59	1.10	27.94
Hand Tool					H4A	H4A					H6E & H53					H6E & H53				



12/10 Flanged Spades

CMA Range 5180-13,1000 Barrel Inside Diameter .129" / 3.27 mm



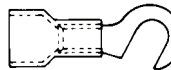
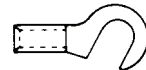
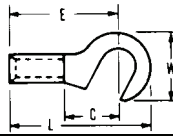
Material: COPPER Thickness: .040" / 1.02 mm

Basic Dimensions					Non-Insulated					Insulated (Yellow Vinyl)				Insulated (Yellow Nylon)						
Stud Size	W In.	W mm	C In.	C mm	NIT	NIT Brazed	E In.	E mm	L In.	L mm	Insul. Dia. .265" / 6.73 mm				Insul. Dia. .239" / 6.07 mm					
											Funnel FIT	E In.	E mm	L In.	L mm	Funnel FIIG	E In.	E mm	L In.	L mm
8	0.38	9.65	0.25	6.35	SF22453	SF22453B	0.52	13.21	0.74	18.8	SF20269F	.84	21.34	1.08	27.43	XSF2509N	.83	21.08	1.07	27.18
10	0.38	9.65	0.25	6.35	SF22456	SF22456B	0.52	13.21	0.74	18.8	SF20270F	.84	21.34	1.08	27.43					
Hand Tool					H4A	H4A					H6E & H53					H6E & H53				



12/10 Hooks

CMA Range 5180-13,1000 Barrel Inside Diameter .129" / 3.27 mm



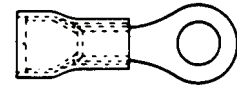
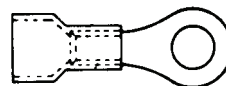

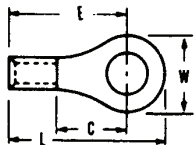
Material: COPPER Thickness: .040" / 1.02 mm

Basic Dimensions					Non-Insulated					Insulated (Yellow Vinyl)				Insulated (Yellow Nylon)						
Stud Size	W In.	W mm	C In.	C mm	NIT	NIT Brazed	E In.	E mm	L In.	L mm	Insul. Dia. .265" / 6.73 mm				Insul. Dia. .239" / 6.07 mm					
											Funnel FIT	E In.	E mm	L In.	L mm	Funnel FIIG	E In.	E mm	L In.	L mm
6	.38	9.65	.28	7.11	H22452	H22452B	.56	14.22	.74	18.80	H20265F	.87	22.10	1.08	27.43	XH21608N	.87	22.10	1.08	27.43
8	.38	9.65	.28	7.11	H22454	H22454B	.56	14.22	.74	18.80	H20266F	.87	22.10	1.08	27.43	XH21609N	.87	22.10	1.08	27.43
10	.38	9.65	.28	7.11	H22455	H22455B	.56	14.22	.74	18.80	H20267F	.87	22.10	1.08	27.43	XH21610N	.87	22.10	1.08	27.43
Hand Tool					H4A	H4A					H6E & H53					H6E & H53				



12/10 Rings - Railroad Terminals

CMA Range 5180-13,1000 Barrel Inside Diameter .129" / 3.27 mm

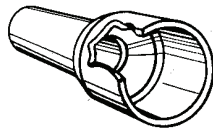
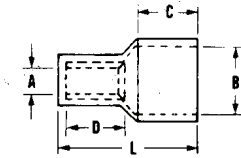


Material: COPPER Thickness: .040" / 1.02 mm

Basic Dimensions					Non-Insulated					Insulated (Yellow with Black Ring)										
Stud Size	W In.	W mm	C In.	C mm	NIT	NIT Brazed	E In.	E mm	L In.	L mm	(Vinyl) Insul. Dia. .265" / 6.73 mm				(Nylon) Insul. Dia. .239" / 6.07 mm					
											Funnel FIT	E In.	E mm	L In.	L mm	Funnel FIIG	E In.	E mm	L In.	L mm
10	.53	13.46	.37	9.40	R3446	R3446B	.63	16.00	.90	22.86	R4246BF	.97	24.64	1.25	31.75					
1/4	.53	13.46	.37	9.40	R3447	R3447B	.63	16.00	.90	22.86	R4247BF	.97	24.64	1.25	31.75	XR4256N	.96	24.38	1.24	31.50
5/16	.53	13.46	.37	9.40	R3448	R3448B	.63	16.00	.90	22.86	R4248BF	.97	24.64	1.25	31.75	XR4257N	.96	24.38	1.24	31.50
Hand Tool					H4A	H4A					H6E & H53					H76E & H53				



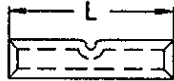
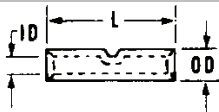
22/8 Pigtails



Wire Range	FIT	CMA Range	Insulation	Insert	A In.	A mm	B In.	B mm	C In.	C mm	D In.	D mm	L In.	L mm	Hand Tool
22-14	NP5115	508-5180	Nylon	Copper	.10	2.54	.28	7.11	.19	4.83	.32	8.13	.73	18.54	H9
18-10	NP5670	1600-13,000	Nylon	Copper	.16	4.06	.40	10.16	.27	6.86	.32	8.13	.81	20.57	H18
18-8	NP5671	1600-20,800	Nylon	Copper	.22	5.59	.49	12.45	.39	9.91	.44	11.18	1.09	27.69	H15



22/10 Butt Connectors




Material: COPPER

Non-Insulated																
Wire Range	CMA Range	NIT	NIT Brazed	ID In.	ID mm	OD In.	OD mm	L In.	L mm	NIT Seamless	ID In.	ID mm	OD In.	OD mm	L In.	L mm
22-16	509-3260	B1818	B1818B	.064	1.63	.136	3.45	.58	14.73							
16-14	2050-5180	B1819	B1819B	.085	2.16	.159	4.04	.58	14.73	B1819S *	.093	2.36	.158	4.01	.63	16.00
14-12	3260-8230		B1920B **	.096	2.44	.172	4.37	.69	17.53							
12-10	5180-13,100	B2151	B2151B	.131	3.33	.221	5.61	.74	18.80							
Hand Tool		H4A	H4A							H4A						



** with sight hole

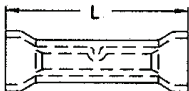
* Extended Flare Model also available – B1819S-EF



Insulated (Nylon)																
Wire Range	CMA Range	FIT	FIT Brazed	ID In.	ID mm	L In.	L mm	FIT Seamless	ID In.	ID mm	L In.	L mm	Insul. Dia. In.	Insul. Dia. mm	Insul. Color	Hand Tool H270 Die
22-16	509-3260	B4067N	B4067BN •	.064	1.63	1.04	26.42	B4067SN	.060	1.52	1.13	28.70	.125	3.18	Red	H7B & H53
16-14	2050-5180	B4068N	B4068BN •	.085	2.16	1.04	26.42	B4068SN	.093	2.36	1.13	28.70	.150	3.81	Blue	H7B & H53
14-12	3260-8230		B1921BN	.096	2.44	1.17	29.72					.164	4.17	Green	27180	
12-10	5180-13,100	B4069N	B4069BN	.131	3.33	1.23	31.24	B4069SN	.141	3.58	1.28	32.51	.210	5.33	Yellow	H6E & H53
Hand Tool																See Above



• UL listed



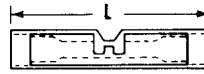
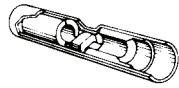
Insulated Flared (Vinyl)											
Wire Range	CMA Range	FIT Flared	FIT Flared Brazed	ID In.	ID mm	L In.	L mm	Insul. Dia. In.	Insul. Dia. mm	Insul. Color	Hand Tool H270 Die
22-16	509-3260	B4070	B4070B •	.064	1.63	1.05	26.67	.160	4.06	Red	H7B & H53
16-14	2050-5180	B4071	B4071B •	.085	2.16	1.07	27.18	.195	4.95	Blue	H7B & H53
14-12	3260-8230		B1922B	.096	2.44	1.15	29.21	.210	5.33	Green	27180
12-10	5180-13,100	B4072	B4072B	.131	3.33	1.23	31.24	.265	6.73	Yellow	H6E & H53
Hand Tool											See Above



• UL listed



26/10 Window Butt Connectors

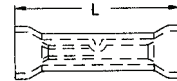
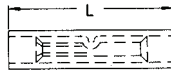
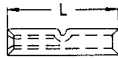
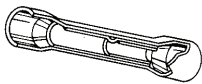


Material: COPPER

Wire Range	CMA Range	Inside Barrel Dia.		Insulated (Nylon)						
		In.	mm	FIG	Insul. Color	Insul. Dia. In.	Insul. Dia. mm	L In.	L mm	Hand Tool
26-24	202-320	.027	0.69	B1868BN-15	▲ Yellow	.070	1.78	.86	21.84	H8A
24-20	320-1290	.043	1.09	B1841BN-15	▲ Clear	.100	2.54	.98	24.89	H8A
22-18	509-2050	.061	1.55	B1870BN-15	▲ Red	.128	3.25	1.16	29.46	H7B & H53
16-14	2050-5180	.083	2.11	B1871BN-15	▲ Blue	.152	3.86	1.16	29.46	H7B & H53
12-10	5180-13,100	.129	3.28	B1872BN-15	Yellow	.208	5.28	1.57	39.88	H6E & H53

▲ Not Brazed

Step Down Butt Connectors



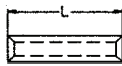


Material: COPPER

Wire Range	CMA Range	Non-Insulated				Insulated (Nylon)				Insulated (Vinyl)							
		NIT Brazed	L In.	L mm	Hand Tool	Insul. Color	FIT	Insul. Dia. In.	Insul. Dia. mm	FIT Flared	Insul. Dia. In.	Insul. Dia. mm	L In.	L mm	Hand Tool		
22-16	14-12	509-3260	3260-8230	B4040B	.69	17.53	H4A	Green	B4044BN	.164	4.17	B4044BF	.210	5.33	1.18	29.27	H7B & H53
16-14	12-10	2050-5180	5180-13,100	B4041B	.74	18.80	H4A	Yellow	B4045BN	.211	5.36	B4045BF	.265	6.73	1.30	33.02	H6E & H53

When ordering tape mounted Step Down Butt Connectors, indicate which end (wire size) is to be exposed for crimping.

26/10 Parallels



Material: COPPER

Wire Range	Non-Insulated									Insulated (Nylon)				Insulated (Vinyl)					
	NIT	NIT Brazed	ID In.	ID mm	OD In.	OD mm	L In.	L mm	Hand Tool	FIT	FIT Brazed	Insul. Dia. In.	Insul. Dia. mm	FIT Flared	FIT Flared Brazed	L In.	L mm	Insul. Color	Hand Tool
26-24	P4019	•	.033	.084	.078	1.98	.21	5.33											
22-16	P4130	P4130B	.064	1.63	.136	3.45	.33	8.38	H4A	P4131N	P4131BN	.125	3.18	P4132	P4132B	.76	19.30	Red	H7B & H53
16-14	P4137	P4137B	.085	2.16	.158	4.01	.33	8.38	H4A	P4133N	P4133BN	.150	3.81	P4134		.76	19.30	Blue	H7B & H53
12-10	P4138	P4138B	.131	3.33	.221	5.61	.33	8.38	H4A	P4135N	P4135BN	.210	5.33	P4136		.83	21.08	Yellow	H6E & H53

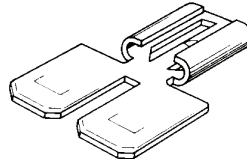
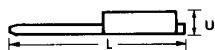
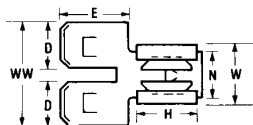


• P4019 Not UL or CSA listed



Double Male Tab

Single Female Slip-On



Material: Brass


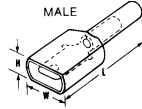
Thickness: .32"/.813 mm

NIT	Dimensions															
	L In.	L mm	WW In.	WW mm	D In.	D mm	E In.	E mm	H In.	H mm	W In.	W mm	U In.	U mm	N In.	N mm
41B†	.78	19.81	.572	14.53	.253	6.43	.315	8.00	.318	8.08	.324	8.23	.105	2.67	.250	6.35

41B is unplated; for electro-tin plated part, specify 43B.



22/18 • 16/14 • 12/10 Fully Insulated Nylon Couplers



Material: BRASS

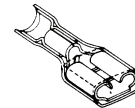
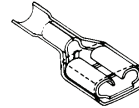
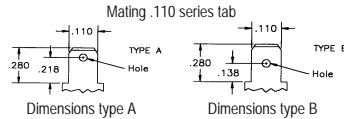
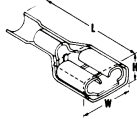
Type	Wire Size	NEMA Tab	W In.	W mm	L In.	L mm	H In.	H mm	Insul. Dia. In.	Insul. Dia. mm	Hand Tool	FIT	Mat. Thickness In.	Mat. Thickness mm	CMA Range
Male	22-18	.032 x .250	.48	12.19	1.05	26.67	.29	7.37	.155	3.94	H43	SO5078	.032	.813	509-2050
Female	22-18	.032 x .250	.40	10.16	.98	24.89	.22	5.59	.128	3.25	H13	SO5077	.018	.457	509-2050
Male	16-14	.032 x .250	.48	12.19	1.03	26.16	.30	7.62	.180	4.57	H43	SO5076	.032	.813	2050-5180
Female	16-14	.032 x .250	.40	10.16	.96	24.38	.22	5.59	.150	3.81	H13	SO5075	.018	.457	2050-5180



22/18 Fully Insulated Slip-Ons (FISO)

CMA Range 509-2050

Barrel Inside Diameter
.064" / 1.63 mm – .110 Series
.057" / 1.45 mm – All Others



Material: BRASS

Thickness: .012" / .305 mm – .110 Series .018" / .457 mm – All Others

Basic Dimensions								Insulated (Vinyl)				
NEMA TAB	W In.	W mm	L In.	L mm	H In.	H mm	FITS TAB	Insul. Dia. In.	Insul. Dia. mm	Hand Tool	Funnel FIIG	Hand Tool
.020 x .110	.21	5.33	.73	18.54	.17	4.32	A	.125" / 3.18 mm	.117" / 2.97 mm	H8A4	XSO9770S	H13*
.020 x .110	.21	5.33	.73	18.54	.17	4.32	B	SO5317SF	H8A4	XSO9771S	H13*	
.032 x .110	.21	5.33	.73	18.54	.17	4.32	A	SO5318SF	H8A4	XSO9772S	H13*	
.032 x .110	.21	5.33	.73	18.54	.17	4.32	B	SO5319SF	H8A4	XSO9773S	H13*	
.020 x .187	.32	8.13	.92	23.37	.19	4.83		SO5304F	H13	XSO9774	H43	
.032 x .187	.32	8.13	.92	23.37	.19	4.83		SO5303F	H13	XSO9775	H43	
.020 x .205	.32	8.13	.92	23.37	.19	4.83		SO5302F	H13	XSO9776	H43	
.032 x .205	.32	8.13	.92	23.37	.19	4.83		SO5301F	H13	XSO9777	H43	
.032 x .250	.37	9.40	.92	24.13	.21	5.33		SO5300F	H13	XSO9778	H43	

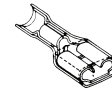
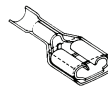
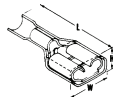


* Locator Blade 13-023 to be ordered in addition to Hand Tool

16/14 Fully Insulated Slip-Ons (FISO)

CMA Range 2050-5180

Barrel Inside Diameter
.064" / 1.63 mm – .110 Series FISO FIT
.081" / 2.06 mm – All Others Series FISO FIT
.079" / 2.01 mm – All FISO FIIG



Material: BRASS

Thickness: .012" / .305 mm – .110 Series .018" / .457 mm – All Others

Basic Dimensions								Insulated (Vinyl)				
NEMA TAB	W In.	W mm	L In.	L mm	H In.	H mm	FITS TAB	Insul. Dia. In.	Insul. Dia. mm	Hand Tool	Funnel FIIG	Hand Tool
.020 x .110	.21	5.33	.73	18.54	.20	5.08	A	.160" / 4.06 mm	.146" / 3.71 mm	H8A4	XSO9779S	H13**
.020 x .110	.21	5.33	.73	18.54	.20	5.08	B	SO5321SF	H8A4	XSO9780S	H13**	
.032 x .110	.21	5.33	.73	18.54	.20	5.08	A	SO5322SF	H8A4	XSO9781S	H13**	
.032 x .110	.21	5.33	.73	18.54	.20	5.08	B			XSO9782S	H13**	
.020 x .187	.32	8.13	.92	23.37	.20	5.08		SO5309F	H13	XSO9783	H43	
.032 x .187	.32	8.13	.92	23.37	.20	5.08		SO5308F	H13	XSO9784	H43	
.020 x .205	.32	8.13	.92	23.37	.20	5.08		SO5307F	H13	XSO9785	H43	
.032 x .205	.32	8.13	.92	23.37	.20	5.08		SO5306F	H13	XSO9786	H43	
.032 x .250	.38	9.65	.95	24.13	.22	5.59		SO5305F	H13	XSO9787	H43	



* Special Order

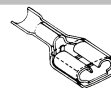


** Locator Blade 13-023 to be ordered in addition to Hand Tool

12/10 Fully Insulated Slip-Ons (FISO)

CMA Range 5180-13100

Barrel Inside Diameter .129" / 3.27 mm



Material: BRASS

Thickness: .018" / .457 mm

Basic Dimensions								Insulated (Vinyl)	
NEMA TAB	W In.	W mm	L In.	L mm	H In.	H mm	FITS TAB	Insul. Dia. In.	Insul. Dia. mm
.032 x .250	.36	9.14	1.07	27.18	.33	8.38	A	.239" / 6.07 mm	
								Funnel FIIG	Hand Tool
								XSO9788**	H6EB



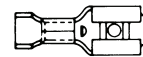
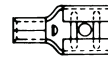
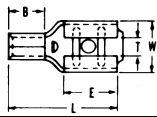
**UL Listed for 12 AWG only



22/18 Female Slip-Ons

CMA Range 509-2050

Barrel Inside Diameter
.064" / 1.63 mm – .110 Series .057" / 1.45 mm – All Others

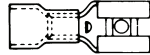
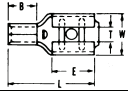


Material: BRASS **Thickness:** .012" / .305 mm – .110 and .125 Series .018" / .457 mm – All Others

Basic Dimensions										Non-Insulated							
NEMA TAB	W In.	W mm	T In.	T mm	E In.	E mm	B In.	B mm	FITS TAB	NIT	L In.	L mm	Hand Tool	NIT-IG	L In.	L mm	Hand Tool
.020 x.110	.145	3.68	.016	.406	.250	6.35	.17	4.32	A	SO70904S	.55	12.45	H12	SO70931S	.63	16.00	H12
.020 x.110	.145	3.68	.016	.406	.250	6.35	.17	4.32	B	SO1120S	.55	12.45	H12	SO1126S*	.63	16.00	H12
.032 x.110	.145	3.68	.016	.406	.250	6.35	.17	4.32	A	SO70905S	.55	12.45	H12	SO70932S	.63	16.00	H12
.032 x.110	.145	3.68	.016	.406	.250	6.35	.17	4.32	B	SO1130S	.55	12.45	H12	SO1136S*	.63	16.00	H12
.020 x.187	.233	5.92	.026	.660	.250	6.35	.17	4.32		SO9604S	.57	14.48	H12	SO9609S	.71	18.03	H12
.032 x.187	.233	5.92	.026	.660	.250	6.35	.17	4.32		SO9602S	.57	14.48	H12	SO9607S	.71	18.03	H12
.020 x.205	.250	6.35	.026	.660	.250	6.35	.17	4.32		SO9603S	.57	14.48	H12				H12
.032 x.205	.250	6.35	.026	.660	.250	6.35	.17	4.32		SO9601S	.57	14.48	H12	SO9606S	.71	18.03	H12
.032 x.250	.290	7.37	.065	1.65	.300	7.62	.17	4.32		SO9600S	.62	15.75	H12	SO9605S	.76	19.30	H12



* Special Order



Basic Dimensions										Insulated (Red Vinyl)			Insulated (Red Nylon)				
NEMA TAB	W In.	W mm	T In.	T mm	E In.	E mm	B In.	B mm	FITS TAB	FIT Flared	Insul. Dia. .125" / 3.18 mm		Insul. Dia. .118" / 3.00 mm				
											L In.	L mm	Hand Tool	Funnel FIIG	L In.	L mm	Hand Tool
.020 x.110	.145	3.68	.016	.406	.250	6.35	.17	4.32	A	SO70908SF	.78	19.81	H8A4	XSO70910SN	.78	19.81	H13**
.020 x.110	.145	3.68	.016	.406	.250	6.35	.17	4.32	B	SO1121SF	.78	19.81	H8A4	XSO1122SN*	.78	19.81	H13**
.032 x.110	.145	3.68	.016	.406	.250	6.35	.17	4.32	A	SO70909SF	.78	19.81	H8A4	XSO70911SN	.78	19.81	H13**
.032 x.110	.145	3.68	.016	.406	.250	6.35	.17	4.32	B	SO1131SF	.78	19.81	H8A4	XSO1132SN*	.78	19.81	H13**
.020 x.187	.233	5.92	.026	.660	.250	6.35	.17	4.32		SO9619SF	.86	21.84	H13	XSO9624SN	.86	21.84	H43
.032 x.187	.233	5.92	.026	.660	.250	6.35	.17	4.32		SO9617SF	.86	21.84	H13	XSO9622SN	.86	21.84	H43
.020 x.205	.250	6.35	.026	.660	.250	6.35	.17	4.32		SO9618SF	.86	21.84	H13	XSO9623SN	.86	21.84	H43
.032 x.205	.250	6.35	.026	.660	.250	6.35	.17	4.32		SO9616SF	.86	21.84	H13	XSO9621SN	.86	21.84	H43
.032 x.250	.290	7.37	.065	1.65	.300	7.62	.17	4.32		SO9615SF	.91	23.11	H13	XSO9620SN	.91	23.11	H43



* Special Order

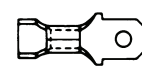
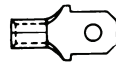
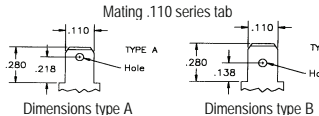
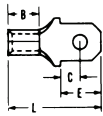


** Locator Blade 13-023 to be ordered in addition to Hand Tool.

22/18 Male Slip-Ons

CMA Range 509-2050

Barrel Inside Diameter
.053" / 1.35 mm – .020 Series .056" / 1.42 mm – .032 Series



Material: BRASS **Thickness:** .012" / .305 mm – .110 and .125 Series .018" / .457 mm – All Others

Basic Dimensions								Non-Insulated							
NEMA TAB	C In.	C mm	E In.	E mm	B In.	B mm	FITS TAB	NIT	L In.	L mm	Hand Tool	NIT-IG	L In.	L mm	Hand Tool
.020 x.110	.218	5.54	.280	7.11	.17	4.32	A	SO9419S	.58	14.73	H12	SO9427S	.72	18.29	H12
.020 x.110	.138	3.51	.280	7.11	.17	4.32	B	SO9418S	.58	14.73	H12	SO9426S*	.72	18.29	H12
.020 x.187	.125	3.18	.250	6.35	.17	4.32		SO9416S	.55	13.97	H12	SO9424S	.69	17.53	H12
.032 x.187	.125	3.18	.250	6.35	.17	4.32		SO9104S	.62	15.75	H4A				
.032 x.187	.125	3.18	.250	6.35	.26	6.60		SO9104	.71	18.03	H4A				
.020 x.205	.125	3.18	.250	6.35	.17	4.32		SO9417S	.55	13.97	H12	SO9425S	.69	17.53	H12
.032 x.205	.125	3.18	.250	6.35	.17	4.32		SO9105S	.62	15.75	H4A				
.032 x.205	.125	3.18	.250	6.35	.26	6.60		SO9105	.71	18.03	H4A				
.032 x.250	.134	3.40	.307	7.80	.17	4.32		SO9106S**	.67	17.02	H4A				
.032 x.250	.134	3.40	.307	7.80	.26	6.60		SO9106**	.76	19.30	H4A				



** Not UL Listed



* Special Order

Basic Dimensions								Insulated (Red Vinyl)			Insulated (Red Nylon)								
NEMA TAB	C In.	C mm	E In.	E mm	B In.	B mm	FITS TAB	Funnel FIT	Insul. Dia.		Hand Tool	Funnel FIIG	Insul. Dia.		Hand Tool				
									In.	mm			In.	mm		In.	mm		
.020 x.110	.218	5.54	.280	7.11	.17	4.32	A	SO9447SF	.124	3.15	.86	21.84	H8A	XSO9453SN	.118	3.00	.85	21.59	H43
.020 x.110	.138	3.51	.280	7.11	.17	4.32	B	SO9446SF	.124	3.15	.86	21.84	H8A	XSO9452SN*	.118	3.00	.85	21.59	H43
.020 x.187	.125	3.18	.250	6.35	.17	4.32		SO9444SF	.124	3.15	.83	21.08	H8A	XSO9450SN	.118	3.00	.82	20.83	H43
.032 x.187	.125	3.18	.250	6.35	.17	4.32		SO9110SF	.160	4.06	.90	22.86	H7B	XSO9115SN	.146	3.71	.88	22.35	H7B
.032 x.187	.125	3.18	.250	6.35	.26	6.60		SO9110F	.160	4.06	.97	24.64	H7B						
.020 x.205	.125	3.18	.250	6.35	.17	4.32		SO9445SF	.124	3.15	.83	21.08	H8A	XSO9451SN	.118	3.00	.82	20.83	H43
.032 x.205	.125	3.18	.250	6.35	.17	4.32		SO9112SF	.160	4.06	.90	22.86	H7B	XSO9116SN	.146	3.71	.88	22.35	H7B
.032 x.205	.125	3.18	.250	6.35	.26	6.60		SO9112F	.160	4.06	.97	24.64	H7B						
.032 x.250	.134	3.40	.307	7.80	.17	4.32		SO9113SF	.160	4.06	.95	24.13	H7B	XSO9117SN	.146	3.71	.96	24.38	H7B
.032 x.250	.134	3.40	.307	7.80	.26	6.60		SO9113F	.160	4.06	1.02	25.91	H7B						



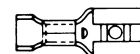
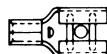
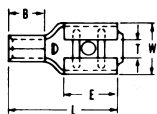
* Special Order

Most terminals available tape mounted. Consult Electro-Term/Hollingsworth with your specifications.



16/14 Female Slip-Ons

Barrel Inside Diameter
CMA Range 2050-5180 .090" / 2.29 mm - .110 Series .081" / 2.06 mm - All Others



Material: BRASS

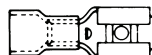
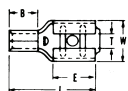
Thickness: .012" / .305 mm - .110 and .125 Series

.018" / .457 mm - All Others

Basic Dimensions										Non-Insulated							
NEMA TAB	W In.	W mm	T In.	T mm	E In.	E mm	B In.	B mm	FITS TAB	NIT	L In.	L mm	Hand Tool	NIT-IG	L In.	L mm	Hand Tool
.020 x.110	.145	3.68	.016	.406	.250	6.35	.17	4.32	A	SO70912S	.49	12.45	H12	SO70573S	.63	16.00	H12
.020 x.110	.145	3.68	.016	.406	.250	6.35	.17	4.32	B	SO11375S	.49	12.45	H12	SO70572S *	.63	16.00	H12
.032 x.110	.145	3.68	.016	.406	.250	6.35	.17	4.32	A	SO70913S	.49	12.45	H12	SO70577S	.63	16.00	H12
.032 x.110	.145	3.68	.016	.406	.250	6.35	.17	4.32	B	SO11445S	.49	12.45	H12	SO70576S *	.63	16.00	H12
.020 x.187	.233	5.92	.026	.660	.250	6.35	.17	4.32		SO9704S	.57	14.48	H12	SO9709S	.72	18.29	H12
.032 x.187	.233	5.92	.026	.660	.250	6.35	.17	4.32		SO9702S	.57	14.48	H12	SO9707S	.72	18.29	H12
.020 x.205	.250	6.35	.026	.660	.250	6.35	.17	4.32		SO9703S	.57	14.48	H12	SO9708S	.72	18.29	H12
.032 x.205	.250	6.35	.026	.660	.250	6.35	.17	4.32		SO9701S	.57	14.48	H12	SO9706S	.72	18.29	H12
.032 x.250	.290	7.37	.065	1.65	.300	7.62	.17	4.32		SO9700S	.62	15.75	H12	SO9705S	.77	19.56	H12



* Special Order



Basic Dimensions										Insulated (Blue Vinyl)				Insulated (Blue Nylon)			
NEMA TAB	W In.	W mm	T In.	T mm	E In.	E mm	B In.	B mm	FITS TAB	FIT Flared	L In.	L mm	Hand Tool	Funnel FIIG	L In.	L mm	Hand Tool
.020 x.110	.145	3.68	.016	.406	.250	6.35	.17	4.32	A	SO70916SF	.78	19.81	H8A4	XSO70918SN	.78	19.81	H13**
.020 x.110	.145	3.68	.016	.406	.250	6.35	.17	4.32	B	SO1125SF	.78	19.81	H8A4	XSO1139SN *	.78	19.81	H13**
.032 x.110	.145	3.68	.016	.406	.250	6.35	.17	4.32	A	SO70917SF	.78	19.81	H8A4	XSO70919SN	.78	19.81	H13**
.032 x.110	.145	3.68	.016	.406	.250	6.35	.17	4.32	B	SO1135SF	.78	19.81	H8A4	XSO1146SN *	.78	19.81	H13**
.020 x.187	.233	5.92	.026	.660	.250	6.35	.17	4.32		SO9722SF	.86	21.84	H13	XSO9727SN	.86	21.84	H43
.032 x.187	.233	5.92	.026	.660	.250	6.35	.17	4.32		SO9720SF	.86	21.84	H13	XSO9725SN	.86	21.84	H43
.020 x.205	.250	6.35	.026	.660	.250	6.35	.17	4.32		SO9721SF	.86	21.84	H13	XSO9726SN	.86	21.84	H43
.032 x.205	.250	6.35	.026	.660	.250	6.35	.17	4.32		SO9719SF	.86	21.84	H13	XSO9724SN	.86	21.84	H43
.032 x.250	.290	7.37	.065	1.65	.300	7.62	.17	4.32		SO9718SF	.91	23.11	H13	XSO9723SN	.91	23.11	H43



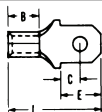
* Special Order



** Locator Blade 13-023 to be ordered in addition to Hand Tool.

16/14 Male Slip-Ons

Barrel Inside Diameter
CMA Range 2050-5180 .081" / 2.06 mm - .020 Series .085" / 2.16 mm - .032 Series



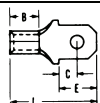
Material: BRASS

Thickness: .020" / .508 mm .032" / .813 mm

Basic Dimensions										Non-Insulated					
NEMA TAB	C In.	C mm	E In.	E mm	B In.	B mm	FITS TAB	NIT	L In.	L mm	Hand Tool	NIT-IG	L In.	L mm	Hand Tool
.020 x.110	.218	5.54	.280	7.11	.17	4.32	A	SO9353S	.58	14.73	H12	SO9363S	.72	18.29	H12
.020 x.110	.138	3.51	.280	7.11	.17	4.32	B	SO9352S	.58	14.73	H12	SO9362S *	.72	18.29	H12
.020 x.187	.125	3.18	.250	6.35	.17	4.32		SO9350S	.55	13.97	H12	SO9360S	.69	17.53	H12
.032 x.187	.125	3.18	.250	6.35	.17	4.32		SO9118S	.62	15.75	H4A				
.032 x.187	.125	3.18	.250	6.35	.26	6.60		SO9118	.71	18.03	H4A				
.020 x.205	.125	3.18	.250	6.35	.17	4.32		SO9351S	.55	13.97	H12	SO9361S	.69	17.53	H12
.032 x.205	.125	3.18	.250	6.35	.17	4.32		SO9119S	.62	15.75	H4A				
.032 x.205	.125	3.18	.250	6.35	.26	6.60		SO9119	.71	18.03	H4A				
.032 x.250	.134	3.40	.307	7.80	.17	4.32		SO9004S	.67	17.02	H4A				
.032 x.250	.134	3.40	.307	7.80	.26	6.60		SO9003	.76	19.30	H4A				



* Special Order



Basic Dimensions										Insulated (Blue Vinyl)					Insulated (Blue Nylon)				
NEMA TAB	C In.	C mm	E In.	E mm	B In.	B mm	FITS TAB	Funnel FIT	Insul. Dia. In.	L mm	L In.	Hand Tool	Funnel FIIG	Insul. Dia. In.	L mm	L In.	Hand Tool		
.020 x.110	.218	5.54	.280	7.11	.17	4.32	A	SO9383SF	.160	4.06	.87	22.10	H7B	XSO9393SN	.146	3.71	.89	22.61	H43
.020 x.110	.138	3.51	.280	7.11	.17	4.32	B	SO9382SF	.160	4.06	.87	22.10	H7B	XSO9392SN *	.146	3.71	.89	22.61	H43
.020 x.187	.125	3.18	.250	6.35	.17	4.32		SO9380SF	.160	4.06	.83	21.08	H7B	XSO9390SN	.146	3.71	.85	21.59	H43
.032 x.187	.125	3.18	.250	6.35	.17	4.32		SO9124SF	.195	4.95	.90	22.86	H7B	XSO9126SN	.178	4.52	.86	21.84	H7B
.032 x.187	.125	3.18	.250	6.35	.26	6.60		SO9124F	.195	4.95	.97	24.64	H7B						
.020 x.205	.125	3.18	.250	6.35	.17	4.32		SO9381SF	.160	4.06	.83	21.08	H7B	XSO9391SN	.146	3.71	.85	21.59	H43
.032 x.205	.125	3.18	.250	6.35	.17	4.32		SO9125SF	.195	4.95	.90	22.86	H7B	XSO9127SN	.178	4.52	.86	21.84	H7B
.032 x.205	.125	3.18	.250	6.35	.26	6.60		SO9125F	.195	4.95	1.03	26.16	H7B						
.032 x.250	.134	3.40	.307	7.80	.17	4.32		SO9014SF	.195	4.95	.96	24.38	H7B	XSO9024SN	.178	4.52	.91	23.11	H7B
.032 x.250	.134	3.40	.307	7.80	.26	6.60		SO9013F	.198	5.03	1.09	27.69	H7B						

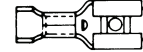
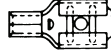
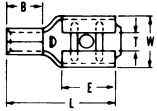


* Special Order



12/10 Female Slip-Ons

CMA Range 5180-13,100 Barrel Inside Diameter .129" / 3.27 mm

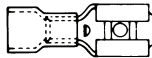
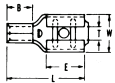


Material: BRASS Thickness: .018" / .457 mm

Basic Dimensions					Non-Insulated												
NEMA TAB	W In.	W mm	T In.	T mm	NIT	E In.	E mm	L In.	L mm	Hand Tool	H270 Die	NIT-IG	E In.	E mm	L In.	L mm	
.020 x.187	.233	5.92	.026	.660	SO9308 *	.250	6.35	.69	17.53	H4A							
.032 x.187	.233	5.92	.026	.660	SO9312 *	.250	6.35	.69	17.53	H4A							
.032 x.250	.300	7.62	.065	1.65	SO9300 *	.300	7.62	.72	17.53	H4A		SO9180	.300	7.62	.89	22.61	
.032 x.250	.300	7.62	.065	1.65	SO9176 • †	.300	7.62	.72	17.53	27058							



* UL Listed for 12 AWG only
 • Not UL listed † True Barrel – 1 pc part
 SO9300 = SO9076 & 1049 sleeve



Basic Dimensions					Insulated (Yellow Vinyl)					Insulated (Yellow Nylon)						
NEMA TAB	W In.	W mm	T In.	T mm	Funnel FIT	Insul. Dia.	E In.	E mm	L In.	L mm	Hand Tool	Funnel FIG	E In.	E mm	L In.	L mm
.020 x.187	.233	5.92	.026	.660	SO9309F	.265" / 6.73 mm	.250	6.35	1.00	25.40	H6E	XSO9310N †	.250	6.35	1.00	25.40
.032 x.187	.233	5.92	.026	.660	SO9313F	.265" / 6.73 mm	.250	6.35	1.00	25.40	H6E	XSO9314N †	.250	6.35	1.00	25.40
.032 x.250	.300	7.62	.065	1.65	SO9301F	.239" / 6.07 mm	.300	7.62	1.08	25.40	H6EC	XSO9302N †	.300	7.62	1.06	19.81
											Hand Tool					

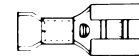
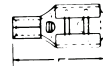
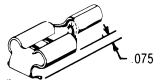


UL Listed for 12 AWG Only



UL Listed for 12 AWG Only
 † 4 pc part

22/18 • 16/14 • 12/10 Piggy Back Slip-Ons



Material: BRASS Thickness: .016" / .406 mm

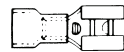
Basic Dimensions					Non-Insulated								
Insul. Color	I.D. In./mm.	CMA Range	Wire Range	NEMA Tab	NIT	L In.	Hand Tool	H270 Die	NIT-IG	L In.	Hand Tool	H270 Die	
Red	.061"/1.55	509-2050	22-18	.032 x.250	SO73159S	.76	H12	27132	SO73161S	.76	H12	27133	
Blue	.085"/2.16	2050-5180	16-14	.032 x.250	SO73170S	.76	H12	27135	SO73172S	.76	H12	27136	
Yellow	.129"/3.27	5180-13,100	12-10	.032 x .250	SO73181 *	.76	H4A		SO73183 *	.76		27139	



* UL Listed for 12 AWG Only



* UL Listed for 12 AWG Only



Basic Dimensions					Insulated (Vinyl)				Insulated (Nylon)			
Insul. Color	I.D. In./mm.	CMA Range	Wire Range	NEMA Tab	Funnel FIT	Ins. Dia.	L	Hand Tool	NIT-IG	Ins. Dia.	L	Hand Tool
Red	.061"/1.55	509-2050	22-18	.032 x.250	SO73163SF	.125	.88	H13	XSO73165SN	.118	.88	H43
Blue	.085"/2.16	2050-5180	16-14	.032 x.250	SO73174SF	.160	.88	H13	XSO73176SN	.146	.88	H43
Yellow	.129"/3.27	5180-13,100	12-10	.032 x .250	SO73185F *	.265	1.01	H6E	XSO73187N *	.227	1.03	H6E



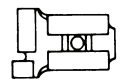
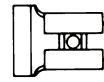
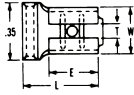
* UL Listed for 12 AWG Only



* UL Listed for 12 AWG Only



22/18 • 16/14 • 12/10 Flag Slip-Ons



Material: BRASS

Thickness: .018" / .457mm

Basic Dimensions							Non-Insulated										
Wire Range	CMA Range	NEMA Tab	W In.	W mm	T In.	T mm	NIT	E In.	E mm	L In.	L mm	NIT-IG	E In.	E mm	L In.	L mm	
22-18	509-2050	.032 x .250	.296	7.52	.065	1.65							SO9405	.300	7.62	.57	14.48
16-14	2050-5180	.032 x .250	.296	7.52	.065	1.65							SO9410	.300	7.62	.59	14.99
16-14	2050-5180	.032 x .250	.296	7.52	.120	3.05							SO9411	.300	7.62	.59	14.99
12-10	5180-13,100	.032 x .250	.296	7.52	.065	1.65	SO9415*	.300	7.62	.60	15.54						
12-10	5180-13,100	.032 x .250	.296	7.52	.120	3.05	SO9413* ♦	.300	7.62	.60	15.54						
Hand Tool							H4A3	H12									

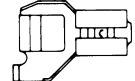
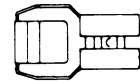
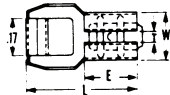


* UL Listed for 12 AWG Only



♦ Notched specially for Bending applications

22/18 • 16/14 • 12/10 Flag Slip-Ons



Material: BRASS

Thickness: .018" / .457mm

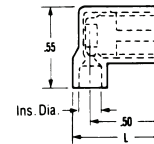
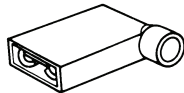
Basic Dimensions							Non-Insulated									
Wire Range	CMA Range	NEMA Tab	W In.	W mm	T In.	T mm	NIT	E In.	E mm	L In.	L mm	NIT-IG	E In.	E mm	L In.	L mm
22-18	509-2050	.032 x .250	.300	7.62	.065	1.65	SO9478S	.300	7.62	.53	13.46	SO9479S	.300	7.62	.53	13.46
16-14	2050-5180	.032 x .250	.300	7.62	.065	1.65	SO9487S	.300	7.62	.55	13.97	SO9488S	.300	7.62	.55	13.97
12-10	5180-13,100	.032 x .250	.300	7.62	.065	1.65	SO9489S *	.300	7.62	.68	17.27					



* UL Listed for 12 AWG Only



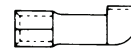
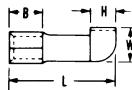
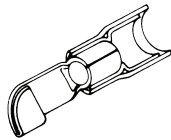
* UL Listed for 12 AWG Only



Basic Dimensions							Fully-Insulated								
Wire Range	CMA Range	NEMA Tab	W In.	W mm	T In.	T mm	FISO FIT Flared	Insul Dia. In.	Insul Dia. mm	L In.	L mm	Ins. Bbl. Dia. In.	Ins. Bbl. Dia. mm	Insul. Color	Hand Tool
22-18	509-2050	.032 x .250	.300	7.62	.065	1.65	SO5360SF	.160	4.06	.611	15.52	.057	1.45	Red Nylon	H46
16-14	2050-5180	.032 x .250	.300	7.62	.065	1.65	SO5363SF	.182	4.62	.625	15.88	.081	2.06	Blue Nylon	H47

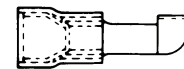
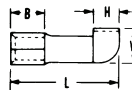
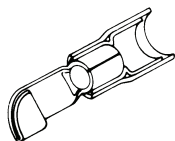


22/16 • 16/14 • 12/10 Knife Disconnects



Material: COPPER

Basic Dimensions												Non-Insulated						
Wire Range	CMA Range	Mat. Thickness In.	Mat. Thickness mm	Ins. Bbl. Dia. In.	Ins. Bbl. Dia. mm	H In.	H mm	W In.	W mm	B In.	B mm	NIT	L In.	L mm	MG	L In.	L mm	H270 Die
22-16	509-3260	.030	.762	.061	1.55	.15	3.81	.20	5.08	.17	4.32	K5910S	.63	16.00	K5913S	.80	20.32	27092
16-14	2050-5180	.032	.813	.085	2.16	.15	3.81	.20	5.08	.17	4.32	K5911S	.63	16.00	K5914S	.80	20.32	27092
12-10	5180-13,100	.040	1.02	.131	3.33	.22	5.59	.28	7.11	.27	6.86	K5912	.94	23.88	K5915	1.18	29.97	27095
Hand Tool												H4A			See End Column			



Basic Dimensions												Insulated (Nylon)						
Wire Range	CMA Range	Mat. Thickness In.	Mat. Thickness mm	Ins. Bbl. Dia. In.	Ins. Bbl. Dia. mm	H In.	H mm	W In.	W mm	B In.	B mm	Funnel FIIG	Insul. Dia. In.	Insul. Dia. mm	L In.	L mm	Insul. Color	Hand Tool
22-16	509-3260	.030	.762	.061	1.55	.15	3.81	.20	5.08	.17	4.32	XK5919SN	.146	3.71	.90	22.86	Red	H7B & H53
16-14	2050-5180	.032	.813	.085	2.16	.15	3.81	.20	5.08	.17	4.32	XK5920SN	.172	4.37	.90	22.86	Blue	H7B & H53
12-10	5180-13,100	.040	1.02	.131	3.33	.22	5.59	.28	7.11	.27	6.86	XK5921N	.227	5.77	1.26	32.00	Yellow	H6E & H53

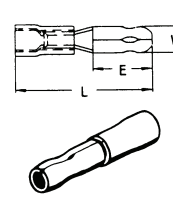


22/18 Male Plugs

CMA Range 509-2050

Barrel Inside Diameter .057/ 1.49 mm

Material: BRASS				Thickness: .018" / .457 mm		
Basic Dimensions				Insulated (Red Nylon)		
				Insul. Dia. .118" / 3.00 mm		
W	W	E	E	Funnel	L	L
In.	mm	In.	mm	FIIG	In.	mm
.156	3.96	.345	8.76	XMP9658SN	.90	22.86
.180	4.57	.447	11.35	XMP9659SN	.94	23.87
Hand Tool				H43		

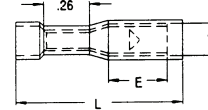


22/18 Receptacles

CMA Range 509-2050

Barrel Inside Diameter .057/ 1.55 mm

Material: BRASS						Thickness: .016" / .406 mm		
Basic Dimensions						Insulated (Red Vinyl)		
						Insul. Dia. .125" / 3.18 mm		
W	W	E	E	Male Plug	Male Plug	Fully Insulated	L	L
In.	mm	In.	mm	Dia. In.	Dia. mm.	FIT Flared	In.	mm
.18	4.57	.345	8.76	.156	3.96	FP5332F	1.03	26.16
.21	5.33	.420	10.67	.180	4.57	FP5333F	1.08	27.43
H270 Die 27123						Hand Tool H35		

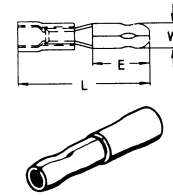


18/14 Male Plugs

CMA Range 1600-5180

Barrel Inside Diameter .081/ 2.06 mm

Material: BRASS				Thickness: .018" / .457 mm		
Basic Dimensions				Insulated (Blue Nylon)		
				Insul. Dia. .146" / 3.71 mm		
W	W	E	E	Funnel	L	L
In.	mm	In.	mm	FIIG	In.	mm
.156	3.96	.345	8.76	XMP9645SN	.92	23.37
.180	4.57	.447	11.35	XMP9646SN	.97	24.64
Hand Tool				H43		

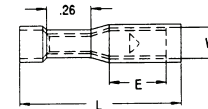


18/14 Receptacles

CMA Range 1600-5180

Barrel Inside Diameter .081/ 2.06 mm

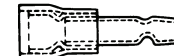
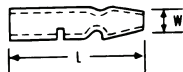
Material: BRASS						Thickness: .016" / .406 mm		
Basic Dimensions						Insulated (Blue Vinyl)		
						Insul. Dia. .160" / 4.06 mm		
W	W	E	E	Male Plug	Male Plug	Fully Insulated	L	L
In.	mm	In.	mm	Dia. In.	Dia. mm	FIT Flared	In.	mm
.18	4.57	.345	8.76	.156	3.96	FP5336F	1.03	26.16
.21	5.33	.447	11.35	.180	4.57	FP5337F	1.08	27.43
H270 Die 27121						Hand Tool H35		



16/14 Male Plugs

CMA Range 2050-5180

Barrel Inside Diameter .081/ 2.06 mm



Basic Dimensions		Non-Insulated		Material: COPPER				Thickness: .032" / .813 mm		
				Insulated (Blue Vinyl)		Insulated (Blue Nylon)				
W	W	NIT	L	L	Funnel	L	L	Funnel	L	
In.	mm		In.	mm	FIIG	In.	mm	FIIG	In.	mm
.156	3.96	MP4846	.640	16.26	MP4847F	1.00	25.40	XMP4848N	.91	23.11
Hand Tool		H4A			H7B & H53		H7B & H53			



High Temperature - 650°F / 900°F / 1200°F

Terminals and Connectors, Wire Sizes 22 to 2 AWG

For high temperature applications: maximum operating temperatures are 650°F, 900°F, or 1200°F.

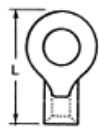
650°F (343°C)

650°F terminals are made of Nickel-plated pure copper.

NIT Brazed Insulation Grip



Operating conditions in this maximum temperature range calls for 650°F (343°C) terminals and splices. Both terminals and splices are constructed of nickel-plated copper. The terminals are available in two barrel styles: the Brazed Barrel seam and the Insulation Grip, which includes a wire insulation support sleeve made of copper with a bright nickel plating.



Basic Dimensions				Non-Insulated			Insulation Grip		
Wire Size	Stud Size	Max. Width W (In.)	Min. Clearance C (In.)	NIT Brazed	Max Length L (In.)	Hand Tool	NIT-IG	Max Length L (In.)	H270 Die
22-16	10*	.31	.32	R4278SB	.65	H4A	R4278SBMG	.84	27089
16-14	10*	.31	.28	R4308SB	.62	H4A	R4308SBMG	.83	27092
12-10	10*	.37	.28	R3430B	.74	H4A	R3430BMG	.95	27095
8	10*	.38	.39	R3472B	.90	H20			
6	1/4	.47	.54	R64663B	1.18	H20			
6	5/16	.63	.54	R64661B	1.26	H20			
6	3/8	.63	.54	R64662B	1.26	H20			
4	1/4	.56	.50	R5023B	1.25	H20			
4	5/16	.66	.50	R5018B	1.30	H20			
4	3/8	.66	.50	R5019B	1.30	H20			
2	1/4	.70	.60	R8027B	1.50	H20			
2	5/16	.70	.60	R8028B	1.50	H20			
2	3/8	.70	.60	R8029B	1.50	H20			



900°F (483°C)

900°F terminals are made of a Nickel-Plated Steel Alloy.

NIT



Hollingsworth also offers a line of terminals designed to perform satisfactorily in ambient operating temperature ranges to 900°F (483°C). These nickel-plated, steel alloy products are available in the butted seam, barrel style. Ring tongue terminals cover the 22 through 2 AWG wire ranges to provide reliable performance time after time even in these hostile temperature environments.



Basic Dimensions				Non-Insulated		
Wire Size	Stud Size	Max. Width W (In.)	Min. Clearance C (In.)	NIT	Max Length L (In.)	Hand Tool
22-16	10*	.31	.32	R4273S •	.65	H16HT
16-14	10*	.31	.28	R4303S •	.62	H16HT
12-10	10*	.37	.28	R3423 •	.74	H16HT
8	10*	.38	.39	R3557	.90	H20
6	1/4	.47	.54	R64682	1.18	H20
6	1/4	.63	.54	R64681	1.26	H20
6	5/16	.63	.54	R64680	1.26	H20
6	3/8	.63	.54	R64683	1.26	H20
4	1/4	.56	.50	R5216	1.25	H20
4	5/16	.66	.50	R5217	1.30	H20
4	3/8	.66	.50	R5218	1.30	H20
2	1/4	.70	.60	R8039	1.50	H20
2	5/16	.70	.60	R8040	1.50	H20
2	3/8	.70	.60	R8041	1.50	H20

• CSA Listed

1200°F (649°C)

1200°F Terminals are pure Nickel.

NIT NIT Brazed



The ultimate in thermal reliability is afforded by the 1200°F (649°C). The ring tongue terminals, which are fabricated from pure nickel, cover the 22 through 2 AWG wire range. The terminals have either the butted seam barrel or the brazed barrel style.



Basic Dimensions				Non-Insulated					
Wire Size	Stud Size	Max. Width W (In.)	Min. Clearance C (In.)	NIT	Max Length L (In.)	Hand Tool	NIT Brazed	Max Length L (In.)	Hand Tool
22-16	10*	.31	.32	R4530S	.65	H16HT	R4530SB	.65	H16HT
16-14	10*	.31	.28	R4537S	.62	H16HT	R4537SB	.62	H16HT
12-10	10*	.37	.28	R3535	.74	H16HT	R3535B	.74	H16HT
8	10*	.38	.39	R3563	.90	H20	R3563B	.90	H20
6	1/4	.47	.54	R64684	1.18	H20	R64684B	1.18	H20
6	5/16	.63	.54	R64685	1.26	H20	R64685B	1.26	H20
6	3/8	.63	.54	R64686	1.26	H20	R64686B	1.26	H20
4	1/4	.56	.50	R5219	1.25	H20	R5219B	1.25	H20
4	5/16	.66	.50	R5220	1.30	H20	R5220B	1.30	H20
4	3/8	.66	.50	R5221	1.30	H20	R5221B	1.30	H20
2	1/4	.70	.60	R8042	1.50	H20	R8042B	1.50	H20
2	5/16	.70	.60	R8043	1.50	H20	R8043B	1.50	H20
2	3/8	.70	.60	R8044	1.50	H20	R8044B	1.50	H20



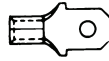
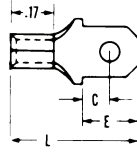
Most terminals available tape mounted. Consult Electro-Term/Hollingsworth with your specifications.

16/14 Male Slip-Ons

650°F

CMA Range 2050-5180

Barrel Inside Diameter .085/ 2.16 mm



Material: NICKEL PLATED BRASS
Thickness: .032" / .813 mm

Basic Dimensions				Non-Insulated			
NEMA TAB	C In.	C mm	NIT Brazed	E In.	E mm	L In.	L mm
.032 x .187	.125	7.11	SO9017S	.250	6.35	0.62	15.75
.032 x .205	.125	7.11	SO9018S	.250	6.35	0.62	15.75
.032 x .250	.150	7.11	SO9019S	.312	7.92	0.67	17.02
Hand Tool				H4A			



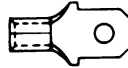
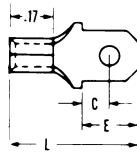
18/14 Male Slip-Ons

900°F

Also available in 1200°F Nickel

CMA Range 1600-5180

Barrel Inside Diameter .085/ 2.16 mm

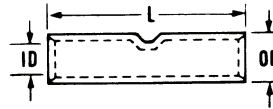


Material: NICKEL PLATED STEEL ALLOY
Thickness: .032" / .813 mm

Basic Dimensions				Non-Insulated			
NEMA TAB	C In.	C mm	NIT	E In.	E mm	L In.	L mm
.032x.187	.125	3.18	SO9012S	.250	6.35	.62	15.75
.020x.205	.134	3.18	SO9015S	.250	6.35	.62	15.75
.032x.250	.134	3.40	SO9016S †	.312	7.92	.67	17.02
Hand Tool				H16HT			



22/10 Butt connectors 650°F - 900°F



Material: NICKEL PLATED COPPER **Material: NICKEL PLATED STEEL ALLOY**

Basic Dimensions		Non-Insulated							
		650°F				900°F			
Wire Size	CMA Range	NIT Brazed	I.D. In.	I.D. mm	O.D. In.	O.D. mm	L In.	L mm	
22-16	509-3260	B1843B	.061	1.55	.136	3.45	.58	14.73	
16-14	2050-5180	B1846B	.065	2.16	.159	4.04	.58	14.73	
12-10	5180-13,100	B1853B	.131	3.33	.221	5.61	.74	18.80	
Hand Tool			H4A					H16HT	



Female Slip-Ons

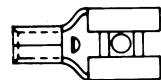
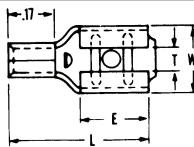
900°F

18/14 CMA Range 1600-5180

Barrel Inside Diameter .081/ 2.06 mm

12/10 CMA Range 5100-13,100

Barrel Inside Diameter .130/ 3.30 mm



Material: NICKEL PLATED STEEL ALLOY
Thickness: .018" / .457 mm

Basic Dimensions					Non-Insulated					
NEMA TAB	W In.	W mm	T In.	T mm	NIT	E In.	E mm	L In.	L mm	HAND TOOL
.020x.187	.233	5.92	.026	.660	SO9750S	.250	6.35	.59	14.99	H12
.032x.187	.233	5.92	.026	.660	SO9751S	.250	6.35	.59	14.99	H12
.020x.205	.250	6.35	.026	.660	SO9752S	.250	6.35	.59	14.99	H12
.032x.205	.250	6.35	.026	.660	SO9753S	.250	6.35	.59	14.99	H12
.032x.250	.296	7.52	.065	1.65	SO9754S	.300	7.62	.64	16.26	H12
.032x.250	.300	7.62	.065	1.65	SO9214 *	.300	7.62	.72	18.29	

* 12/10 AWG



Most terminals available tape mounted.
 Consult Electro-Term/Hollingsworth with your specifications.



Terminals / Splices for Wire Sizes 8 AWG to 250 MCM

All terminals in this section are made from pure copper for highest conductivity. They are electro-tin plated to assure corrosion resistance. Serrated "V" grooves in the barrel of each terminal firmly grip the wire to assure maximum holding power. Insulation is colored to standard commercial specifications.

NIT BRAZED Non-Insulated Terminal



- Consists of a bare terminal with a smooth, silver-alloy brazed barrel
- Chamfered end of barrel affords fast and easy insertion of wire
 - Brazed barrel can be crimped anywhere (even on seam) without splitting
 - Some butt connectors and parallel splices are made from seamless tubular stock and offer the same advantages as brazed barrel parts. These parts are indicated by an †

FIT Fixed Insulated Terminal



- An assembly of a bare terminal with tightly fitting insulating sleeve made of PVC or nylon
- Offers excellent insulating qualities.
 - Resists minor vibrations
 - Insulation color-coded to standard commercial specifications

FIT FLARED Fixed Insulated Terminal Flared Insulation




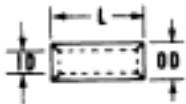
- An assembly of a bare terminal with a tightly fitted flared insulating sleeve made of PVC
- Flared insulation will accept heavily insulated wire
 - Offers excellent insulating qualities
 - Resists minor vibrations
 - Insulation color-coded to standard commercial specifications

FUNNEL FIT Fixed Insulated Terminal Funnel Entry



- An assembly of a brazed terminal with a tightly fitted nylon insulating sleeve
- Funnel entry barrel facilitates wire entry
 - Offers excellent insulating qualities
 - Prevents insulation unraveling
 - Resists minor vibrations
 - Insulation color-coded to standard commercial specifications

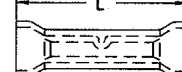

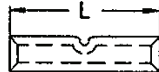
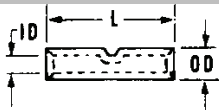
8 - 3/0 AWG Parallels



Material: SEAMLESS COPPER TUBULAR STOCK

Basic Dimensions						Non-Insulated				Insulated (Vinyl)									
Wire Size	CMA Range	I.D. In.	I.D. mm	O.D. In.	O.D. mm	NIT	L In.	L mm	Hand Tool	FIT	Insul. Dia. In.	Insul. Dia. mm	FIT Flared	Insul. Dia. In.	Insul. Dia. mm	L In.	L mm	Insul. Color	
8	13,000-20,800	.19	4.83	.28	7.11	P1100-9	.38	9.65	H20	P1110	Not available					1.05	26.67	Red	
6	20,800-33,100	.26	6.60	.37	9.40	P1200	.46	11.68	H20	P1210	.35	8.89	P1210F	.430	10.92	1.19	30.23	Blue	
4	33,100-52,600	.31	7.87	.43	10.92	P1300	.54	13.72	H20	P1310	.42	10.67	P1310F	.515	13.08	1.41	35.81	Yellow	
1/0	83,700-119,500	.45	11.43	.57	14.48	P1500	.74	18.80											
2/0	119,500-150,500	.51	12.95	.63	16.00	P1600	.74	18.80		Discontinued									
3/0	150,500-190,000	.56	14.22	.69	17.53	P1700	.77	19.56											
Hand Tool						See Above				H20			H20						

8 - 1/0 AWG Butt Connectors



Material: COPPER

Basic Dimensions						Non-Insulated				Insulated (Vinyl)						Insulated (Nylon)				
Wire Size	CMA Range	I.D. In.	I.D. mm	O.D. In.	O.D. mm	NIT	NIT Brazed	L In.	L mm	Hand Tool	FIT	Insul. Dia. In.	Insul. Dia. mm	FIT Flared	Insul. Dia. In.	Insul. Dia. mm	L In.	L mm	Insul. Color	
8	13,100-20,800	0.17	4.32	0.28	7.11		BO100B	0.77	19.56	H20	BO110B	0.27	6.86	BO110BF	0.31	7.87	1.45	36.83	Red	BO110BN
6	20,800-33,100	0.23	5.84	0.36	9.14		BO200B	1.02	25.91	H20	BO210B	0.35	8.89	BO210BF	0.43	10.92	1.86	47.24	Blue	
4	33,100-52,600	0.31	7.87	0.43	10.92	BO300-1		1.2	30.48	H20	BO310 †*	Not available		BO310F-0	0.51	13.08	2.03	51.56	Yellow	
2	52,600-83,700	0.39	9.91	0.53	13.46	BO401		1.37	34.8	H20	BO411 †	Not available		BO411F-0	0.65	16.51	2.38	60.45	Red	
1/0	83,700-119,500	0.44	11.18	0.6	15.24	BO500 †		1.42	36.07											
Hand Tool						See Above				H20			H20							

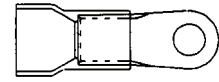
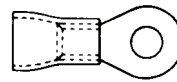
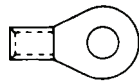
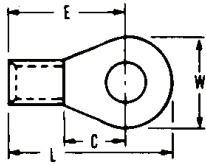
† Made from seamless tubular stock

N* Items on this page are also available in nylon. To order, add N suffix to catalog number. Example: BO110BN



8 Rings

CMA Range 13,100-20,800 Barrel Inside Diameter .173" / 4.39 mm



Material: COPPER Thickness: .045" / 1.14 mm

Basic Dimensions					Non-Insulated				Insulated (Red Vinyl)				Insulated (Red Nylon)											
									Insulation Diameter .265" / 6.73 mm				Insulation Diameter .315" / 8.00 mm											
Stud Size	W In.	W mm	C In.	C mm	NIT Brazed	E In.	E mm	L In.	L mm	FIT	E In.	E mm	L In.	L mm	FIT Flared	Funnel FIT	E In.	E mm	L In.	L mm				
8	.38	9.65	.39	9.91	R3499B	.72	18.29	.90	22.86	R3503B	1.04	26.42	1.23	31.24	R3503BF	R3503BFN	1.16	29.46	1.35	34.29				
8	.47	11.94	.39	9.91	R2996B	.72	18.29	.95	24.13	R3030B	1.04	26.42	1.28	32.51	R3030BF	R3030BFN	1.16	29.46	1.39	35.31				
10	.38	9.65	.39	9.91	R3500B	.72	18.29	.90	22.86	R3504B	1.04	26.42	1.23	31.24	R3504BF	R3504BFN	1.16	29.46	1.35	34.29				
10	.47	11.94	.39	9.91	R3460B	.72	18.29	.95	24.13	R3031B	1.04	26.42	1.28	32.51	R3031BF	R3031BFN	1.16	29.46	1.39	35.31				
10	.59	14.99	.57	14.48	R3445B	.91	23.11	1.20	30.48	R3027B	1.23	31.24	1.53	38.86	R3027BF	R3027BFN	1.34	34.04	1.63	41.40				
1/4	.38	9.65	.39	9.91	R3501B	.72	18.29	.90	22.86	R3502B	1.04	26.42	1.23	31.24	R3502BF	R3502BFN	1.16	29.46	1.35	34.29				
1/4	.47	11.94	.39	9.91	R3461B	.72	18.29	.95	24.13	R3032B	1.04	26.42	1.28	32.51	R3032BF	R3032BFN	1.16	29.46	1.39	35.31				
1/4	.59	14.99	.57	14.48	R3444B	.91	23.11	1.20	30.48	R3028B	1.23	31.24	1.53	38.86	R3028BF	R3028BFN	1.34	34.04	1.63	41.40				
5/16	.59	14.99	.57	14.48	R3462B	.91	23.11	1.20	30.48	R3033B	1.23	31.24	1.53	38.86	R3033BF	R3033BFN	1.34	34.04	1.63	41.40				
3/8	.59	14.99	.57	14.48	R3463B	.91	23.11	1.20	30.48	R3034B	1.23	31.24	1.53	38.86	R3034BF	R3034BFN	1.34	34.04	1.63	41.40				
3/8	.88	22.35	1.00	25.40	R3491B	1.33	33.78	1.76	44.70	R3043B	1.65	41.91	2.09	53.09	R3043BF	R3043BFN	1.77	44.96	2.21	56.13				
1/2	.88	22.35	1.00	25.40	R3492B	1.33	33.78	1.76	44.70	R3042B	1.65	41.91	2.09	53.09	R3042BF	R3042BFN	1.77	44.96	2.21	56.13				
1/2	1.25	31.75	1.00	25.40	R3494B	1.33	33.78	1.95	49.53	R3039B	1.65	41.91	2.28	57.91	R3039BF	R3039BFN	1.77	44.96	2.39	60.71				
5/8	.88	22.35	1.00	25.40	R3493B	1.33	33.78	1.76	44.70	R3044B	1.65	41.91	2.09	53.09	R3044BF	R3044BFN	1.77	44.96	2.21	56.13				
5/8	1.25	31.75	1.00	25.40	R3495B	1.33	33.78	1.95	49.53	R3040B	1.65	41.91	2.28	57.91	R3040BF	R3040BFN	1.77	44.96	2.39	60.71				
3/4	1.25	31.75	1.00	25.40	R3496B	1.33	33.78	1.95	49.53	R3041B	1.65	41.91	2.28	57.91	R3041BF	R3041BFN	1.77	44.96	2.39	60.71				
Hand Tool					H20					H20					H20					H20				



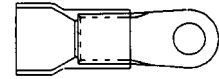
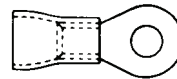
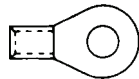
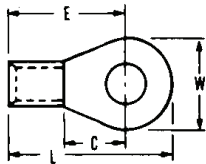
N*



N* Items on this page are also available in nylon. To order, add N suffix to catalog number. Example: BO110BN

6 Rings

CMA Range 20,800-33,100 Barrel Inside Diameter .238" / 6.05 mm



Material: COPPER Thickness: .057" / 1.45 mm

Basic Dimensions					Non-Insulated				Insulated (Blue Vinyl)				Insulated (Blue Nylon)											
									Insulation Diameter .350" / 8.89 mm				Insulation Diameter .430" / 10.92 mm											
Stud Size	W In.	W mm	C In.	C mm	NIT Brazed	E In.	E mm	L In.	L mm	FIT	E In.	E mm	L In.	L mm	FIT Flared	Funnel FIT	E In.	E mm	L In.	L mm				
10	.47	11.94	.54	13.72	R64641B	.95	24.13	1.18	29.97	R4001B	1.38	35.05	1.62	41.15	R4001BF	R4001BFN	1.51	38.35	1.74	44.20				
1/4	.47	11.94	.54	13.72	R64642B	.95	24.13	1.18	29.97	R4002B	1.38	35.05	1.62	41.15	R4002BF	R4002BFN	1.51	38.35	1.74	44.20				
1/4	.63	16.00	.54	13.72	R64651B	.95	24.13	1.26	32.00	R4010B	1.38	35.05	1.70	43.18	R4010BF	R4010BFN	1.47	37.34	1.79	45.47				
5/16	.63	16.00	.54	13.72	R64643B	.95	24.13	1.26	32.00	R4003B	1.38	35.05	1.70	43.18	R4003BF	R4003BFN	1.51	38.35	1.82	46.23				
3/8	.63	16.00	.54	13.72	R64644B	.95	24.13	1.26	32.00	R4004B	1.38	35.05	1.70	43.18	R4004BF	R4004BFN	1.47	37.34	1.79	45.47				
7/16	.63	16.00	.54	13.72	R64645B	.95	24.13	1.26	32.00	R4005B	1.38	35.05	1.70	43.18	R4005BF	R4005BFN	1.47	37.34	1.79	45.47				
1/2	.88	22.35	1.00	25.40	R64654B	1.41	35.81	1.85	46.99	R4007B	1.85	46.99	2.28	57.91	R4007BF	R4007BFN	1.94	49.28	2.37	60.20				
5/8	.88	22.35	1.00	25.40	R64655B	1.41	35.81	1.85	46.99	R4008B	1.85	46.99	2.28	57.91	R4008BF	R4008BFN	1.94	49.28	2.37	60.20				
Hand Tool					H20					H20					H20					H20				



N*

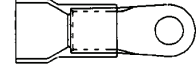
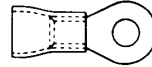
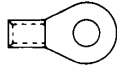
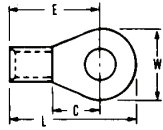


N* Items on this page are also available in nylon. To order, add N suffix to catalog number. Example: R400BN



4 Rings

CMA Range 33,100-52,600 Barrel Inside Diameter .287"/7.29 mm



Material: COPPER Thickness: .068" / 1.73 mm

Basic Dimensions					Non-Insulated				Insulated (Yellow Vinyl)				Insulated (Yellow Nylon)											
									Insulation Diameter .420" / 10.66 mm				.515" / 13.08 mm				Insulation Diameter .515" / 13.08 mm							
Stud Size	W In.	W mm	C In.	C mm	NIT Brazed	E In.	E mm	L In.	L mm	FIT	E In.	E mm	L In.	L mm	FIT Flared	Funnel FIT	E In.	E mm	L In.	L mm				
10	.56	14.22	.50	12.70	R5000B	.97	24.64	1.25	31.35	R5100B	1.47	37.34	1.75	44.45	R5100BF	R5100BFN	1.51	38.35	1.79	45.47				
10	.66	16.76	.50	12.70	R5013B	.97	24.64	1.30	33.02	R5128B	1.48	37.59	1.81	45.97	R5128BF	R5128BFN	1.51	38.35	1.84	46.74				
1/4	.56	14.22	.50	12.70	R5001B	.97	24.64	1.24	31.50	R5101B	1.47	37.34	1.75	44.45	R5101BF	R5101BFN	1.51	38.35	1.79	45.47				
1/4	.66	16.76	.50	12.70	R5006B	.97	24.64	1.30	33.02	R5127B	1.48	37.59	1.81	45.97	R5127BF	R5127BFN	1.51	38.35	1.84	46.74				
5/16	.66	16.76	.50	12.70	R5002B	.97	24.64	1.30	33.02	R5102B	1.48	37.59	1.81	45.97	R5102BF	R5102BFN	1.51	38.35	1.84	46.74				
3/8	.66	16.76	.50	12.70	R5003B	.97	24.64	1.30	33.02	R5103B	1.48	37.59	1.81	45.97	R5103BF	R5103BFN	1.51	38.35	1.84	46.74				
3/8	.88	22.35	1.00	25.40	R5028B	1.46	37.08	1.90	48.26	R5138B	1.98	50.29	2.41	61.21	R5138BF	R5138BFN	2.01	51.05	2.45	62.23				
7/16	.66	16.76	.50	12.70	R5004B	.97	24.64	1.30	33.02	R5104B	1.48	37.59	1.81	45.97	R5104BF	R5104BFN	1.51	38.35	1.84	46.74				
1/2	.88	22.35	1.00	25.40	R5007B	1.46	37.08	1.90	48.26	R5122B	1.98	50.29	2.41	61.21	R5122BF	R5122BFN	2.01	51.05	2.45	62.23				
1/2	1.25	31.75	1.00	25.40	R5012B	1.46	37.08	2.10	53.34	R5126B	1.98	50.29	2.60	66.04	R5126BF	R5126BFN	2.01	51.05	2.64	67.06				
5/8	.88	22.35	1.00	25.40	R5030B	1.46	37.08	1.90	48.26	R5123B	1.98	50.29	2.41	61.21	R5123BF	R5123BFN	2.01	51.05	2.45	62.23				
5/8	1.25	31.75	1.00	25.40	R5010B	1.46	37.08	2.10	53.34	R5124B	1.98	50.29	2.60	66.04	R5124BF	R5124BFN	2.01	51.05	2.64	67.06				
Hand Tool					H20					H20					H20					H20				

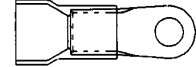
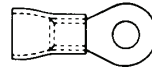
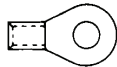
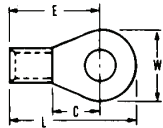


N*



2 Rings

CMA Range 52,600-83,700 Barrel Inside Diameter .355"/9.02 mm



Material: COPPER Thickness: .078" / 1.98 mm

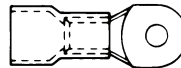
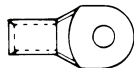
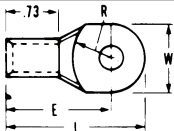
Basic Dimensions					Non-Insulated				Insulated (Red Vinyl)				Insulated (Red Nylon)											
									Insulation Diameter .517" / 13.13 mm				.650" / 16.51 mm				Insulation Diameter .650" / 16.51 mm							
Stud Size	W In.	W mm	C In.	C mm	NIT Brazed	E In.	E mm	L In.	L mm	FIT	E In.	E mm	L In.	L mm	FIT Flared	Funnel FIT	E In.	E mm	L In.	L mm				
10	.60	15.24	.60	15.24	R7999B	1.15	29.21	1.45	36.83	R7998B	1.67	42.42	1.97	50.04	R7998BF	R7998BFN	1.78	45.21	2.08	52.83				
10	.81	20.57	.60	15.24	R7994B	1.15	29.21	1.55	39.37	R7995B	1.67	42.42	2.07	52.58	R7995BF	R7995BFN	1.78	45.21	2.18	55.37				
1/4	.60	15.24	.60	15.24	R8000B	1.15	29.21	1.45	36.83	R8100B	1.67	42.42	1.97	50.04	R8100BF	R8100BFN	1.78	45.21	2.08	52.83				
1/4	.70	17.78	.60	15.24	R8001B	1.15	29.21	1.50	38.10	R8101B	1.67	42.42	2.02	51.31	R8101BF	R8101BFN	1.78	45.21	2.13	54.10				
1/4	.81	20.57	.60	15.24	R8017B	1.15	29.21	1.55	39.37	R8108B	1.67	42.42	2.07	52.58	R8108BF	R8108BFN	1.78	45.21	2.18	55.37				
5/16	.70	17.78	.60	15.24	R8002B	1.15	29.21	1.50	38.10	R8102B	1.67	42.42	2.02	51.31	R8102BF	R8102BFN	1.78	45.21	2.13	54.10				
3/8	.70	17.78	.60	15.24	R8003B	1.15	29.21	1.50	38.10	R8103B	1.67	42.42	2.02	51.31	R8103BF	R8103BFN	1.78	45.21	2.13	54.10				
3/8	.81	20.57	.60	15.24	R8016B	1.15	29.21	1.55	39.37	R8112B	1.67	42.42	2.07	52.58	R8112BF	R8112BFN	1.78	45.21	2.18	55.37				
7/16	.81	20.57	.60	15.24	R8005B	1.15	29.21	1.55	39.37	R8105B	1.67	42.42	2.07	52.58	R8105BF	R8105BFN	1.78	45.21	2.18	55.37				
1/2	.81	20.57	.60	15.24	R8004B	1.15	29.21	1.55	39.37	R8104B	1.67	42.42	2.07	52.58	R8104BF	R8104BFN	1.78	45.21	2.18	55.37				
Hand Tool					H20					H20					H20					H20				

N*

1 Rings - Special Order

CMA Range 83,100-105,600

Barrel Inside Dia: .355"/9.02 mm Max Wire Dia: .380" / 9.65mm



Material: COPPER Thickness: .060" / 1.52 mm

Basic Dimensions					Non-Insulated				Insulated (White Nylon)					
									Insul. Dia. .590" / 14.99 mm					
Stud Size	W In.	W mm	R In.	R mm	NIT Brazed	E In.	E mm	L In.	L mm	Funnel FIT	E In.	E mm	L In.	L mm
1/4	.71	18.03	.58	14.73	R8400B	1.49	37.85	1.84	46.74	R8450BFN	2.14	54.36	2.49	63.25
1/4	.88	22.35	.58	14.73	R8211B	1.49	37.85	1.93	49.02	R8311BFN	2.14	54.36	2.58	65.53
5/16	.71	18.03	.58	14.73	R8401B	1.49	37.85	1.84	46.74	R8451BFN	2.14	54.36	2.49	63.25
5/16	.88	22.35	.58	14.73	R8212B	1.49	37.85	1.93	49.02	R8312BFN	2.14	54.36	2.58	65.53
3/8	.71	18.03	.58	14.73	R8402B	1.49	37.85	1.84	46.74	R8452BFN	2.14	54.36	2.49	63.25
3/8	.88	22.35	.58	14.73	R8213B	1.49	37.85	1.93	49.02	R8313BFN	2.14	54.36	2.58	65.53
7/16	.71	18.03	.58	14.73	R8403B	1.49	37.85	1.84	46.74	R8453BFN	2.14	54.36	2.49	63.25
7/16	.88	22.35	.58	14.73	R8214B	1.49	37.85	1.93	49.02	R8314BFN	2.14	54.36	2.58	65.53
1/2	.71	18.03	.58	14.73	R8404B	1.49	37.85	1.84	46.74	R8454BFN	2.14	54.36	2.49	63.25
1/2	.88	22.35	.58	14.73	R8215B	1.49	37.85	1.93	49.02	R8315BFN	2.14	54.36	2.58	65.53
Hand Tool					H30/H40					H30/H40				

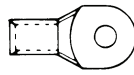
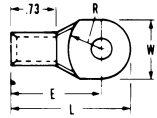
N* Items on this page are also available in nylon. To order, add N suffix to catalog number.
Example: R7998BN



1/0 Rings

CMA Range 83,700-119,500

Barrel Inside Diameter .443" / 11.25 mm
Max Wire Diameter .435" / 11.05 mm



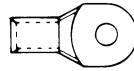
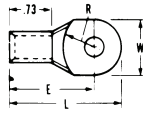
Material: COPPER Thickness: .075" / 1.90 mm

Basic Dimensions					Non-Insulated					Insulated (Blue Nylon)				
Stud Size	W In.	W mm	R In.	R mm	NIT Brazed	E In.	E mm	L In.	L mm	Funnel FIT	Insul. Dia. .695" / 17.65 mm			
											E In.	E mm	L In.	L mm
1/4	.71	18.03	.53	13.46	R8207B	1.49	37.85	1.85	46.99	R8307BN	2.18	55.37	2.55	64.77
1/4	.88	22.35	.53	13.46	R8202B	1.49	37.85	1.93	49.02	R8302BN	2.18	55.37	2.63	66.80
5/16	.71	18.03	.53	13.46	R8208B	1.49	37.85	1.85	46.99	R8308BN	2.18	55.37	2.55	64.77
5/16	.88	22.35	.53	13.46	R8203B	1.49	37.85	1.93	49.02	R8303BN	2.18	55.37	2.63	66.80
3/8	.71	18.03	.53	13.46	R8209B	1.49	37.85	1.85	46.74	R8309BN	2.18	55.37	2.55	64.77
3/8	.88	22.35	.53	13.46	R8204B	1.49	37.85	1.93	49.02	R8304BN	2.18	55.37	2.63	66.80
7/16	.71	18.03	.53	13.46	R8210B	1.49	37.85	1.85	46.74	R8310BN	2.18	55.37	2.55	64.77
7/16	.88	22.35	.53	13.46	R8205B	1.49	37.85	1.93	49.02	R8305BN	2.18	55.37	2.63	66.80
1/2	.71	18.03	.53	13.46	R8216B	1.49	37.85	1.85	46.74	R8316BN	2.18	55.37	2.55	64.77
1/2	.88	22.35	.53	13.46	R8206B	1.49	37.85	1.93	49.02	R8306BN	2.18	55.37	2.63	66.80
Hand Tool					H30/H40					H30/H40				

2/0 Rings

CMA Range 119,500-150,500

Barrel Inside Diameter .502" / 12.75 mm
Max Wire Diameter .490" / 12.45 mm



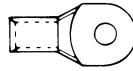
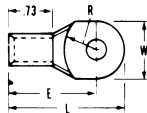
Material: COPPER Thickness: .083" / 2.10 mm

Basic Dimensions					Non-Insulated					Insulated (Yellow Nylon)				
Stud Size	W In.	W mm	R In.	R mm	NIT Brazed	E In.	E mm	L In.	L mm	Funnel FIT	Insul. Dia. .785" / 19.93 mm			
											E In.	E mm	L In.	L mm
1/4	.93	23.62	.53	13.46	R8220B	1.50	38.10	1.97	50.04	R8320BN	2.23	56.64	2.71	68.83
5/16	.93	23.62	.53	13.46	R8221B	1.50	38.10	1.97	50.04	R8321BN	2.23	56.64	2.71	68.83
3/8	.93	23.62	.53	13.46	R8222B	1.50	38.10	1.97	50.04	R8322BN	2.23	56.64	2.71	68.83
7/16	.93	23.62	.53	13.46	R8223B	1.50	38.10	1.97	50.04	R8323BN	2.23	56.64	2.71	68.83
1/2	.93	23.62	.53	13.46	R8224B	1.50	38.10	1.97	50.04	R8324BN	2.23	56.64	2.71	68.83
Hand Tool					H30/H40					H30/H40				

3/0 Rings

CMA Range 150,500-190,900

Barrel Inside Diameter .572" / 14.53 mm
Max Wire Diameter .560" / 14.22 mm



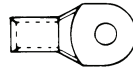
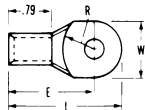
Material: COPPER Thickness: .093" / 2.36 mm

Basic Dimensions					Non-Insulated					Insulated (Red Nylon)				
Stud Size	W In.	W mm	R In.	R mm	NIT Brazed	E In.	E mm	L In.	L mm	Funnel FIT	Insul. Dia. .810" / 20.57 mm			
											E In.	E mm	L In.	L mm
1/4	1.08	27.43	.62	15.75	R8237B	1.63	41.40	2.17	55.12	R8337BN	2.29	58.17	2.87	72.90
5/16	1.08	27.43	.62	15.75	R8238B	1.63	41.40	2.17	55.12	R8338BN	2.29	58.17	2.87	72.90
3/8	1.08	27.43	.62	15.75	R8239B	1.63	41.40	2.17	55.12	R8339BN	2.29	58.17	2.87	72.90
7/16	1.08	27.43	.62	15.75	R8240B	1.63	41.40	2.17	55.12	R8340BN	2.29	58.17	2.87	72.90
1/2	1.08	27.43	.62	15.75	R8241B	1.63	41.40	2.17	55.12	R8341BN	2.29	58.17	2.87	72.90
5/8	1.08	27.43	.62	15.75	R8242B	1.63	41.40	2.17	55.12	R8342BN	2.29	58.17	2.87	72.90
3/4	1.08	27.43	.62	15.75	R8243B	1.63	41.40	2.17	55.12	R8343BN	2.29	58.17	2.87	72.90
Hand Tool					H40					H40				

4/0 Rings

CMA Range 190,000-231,000

Barrel Inside Diameter .641" / 16.28 mm
Max Wire Diameter .635" / 16.01 mm

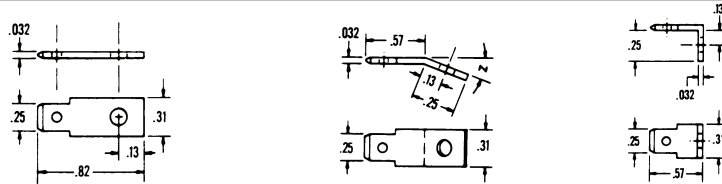


Material: COPPER Thickness: .105" / 24.39 mm

Basic Dimensions					Non-Insulated					Insulated (Blue Nylon)				
Stud Size	W In.	W mm	R In.	R mm	NIT Brazed	E In.	E mm	L In.	L mm	Funnel FIT	Insul. Dia. .960" / 24.38 mm			
											E In.	E mm	L In.	L mm
1/4	1.14	28.96	.62	15.75	R8256B	1.64	41.65	2.21	56.13	R8356BN	2.37	60.20	2.97	75.44
5/16	1.14	28.96	.62	15.75	R8257B	1.64	41.65	2.21	56.13	R8357BN	2.37	60.20	2.97	75.44
3/8	1.14	28.96	.62	15.75	R8258B	1.64	41.65	2.21	56.13	R8358BN	2.37	60.20	2.97	75.44
7/16	1.14	28.96	.62	15.75	R8259B	1.64	41.65	2.21	56.13	R8359BN	2.37	60.20	2.97	75.44
1/2	1.14	28.96	.62	15.75	R8260B	1.64	41.65	2.21	56.13	R8360BN	2.37	60.20	2.97	75.44
5/8	1.14	28.96	.62	15.75	R8261B	1.64	41.65	2.21	56.13	R8361BN	2.37	60.20	2.97	75.44
3/4	1.14	28.96	.62	15.75	R8262B	1.64	41.65	2.21	56.13	R8362BN	2.37	60.20	2.97	75.44
Hand Tool					H40					H40				



.032 x .250 Male Tabs



Material: TIN PLATED BRASS Thickness: .032" / .813 mm

Stud Size	Angle "Z"	Type Tab	NIT
6	0	Straight	H106 †
6	30	Bent	H130
6	45	Bent	H132
6	60	Bent	H134
6	90	Right Angle	H116
<hr/>			
8	0	Straight	H108 †
8	30	Bent	H131
8	45	Bent	H133
8	60	Bent	H135
8	90	Right Angle	H118

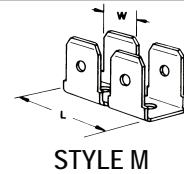
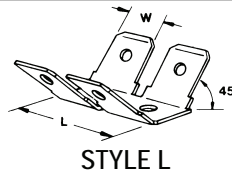
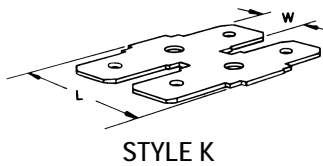
† The H106 and H108 Straight tabs are used to create the bent tab parts immediately following, i.e., H106 bent 30° = H130.



Fuse Adaptors & Tap



.032 x .250 Male Tab pairs



Material Thickness: .032" / .813 mm

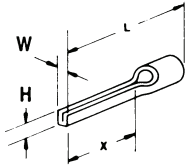
"W" Dimension: 250" / 6.35mm

NIT	Pairs	Style	Hole In.	Dia. mm	Material	L In.	L mm	NIT	Pairs	Style	Hole In.	Dia. mm	Material	L In.	L mm
H2601	1	K	.130	3.30	Brass	.315	8.00	H2635	1	L	.171	4.34	Tin Plated Brass	.315	8.00
H2602	2	K	.130	3.30	Brass	.690	17.53	H2636	6	L	.130	3.30	Tin Plated Brass	2.191	55.65
H2603	3	K	.130	3.30	Brass	1.065	27.05	H2641	1	M	.097	2.46	Brass	.315	8.00
H2604	4	K	.130	3.30	Brass	1.440	36.58	H2642	2	M	.097	2.46	Brass	.690	17.53
H2605	1	K	.152	3.86	Brass	.315	8.00	H2643	1	M	.130	3.30	Brass	.315	8.00
H2606	1	K	.171	4.34	Brass	.315	8.00	H2644	2	M	.130	3.30	Brass	.690	17.53
H2607	2	K	.171	4.34	Brass	.690	17.53	H2645	3	M	.130	3.30	Brass	1.065	27.05
H2608	3	K	.171	4.34	Brass	1.065	27.05	H2646	4	M	.130	3.30	Brass	1.440	36.58
H2609	4	K	.171	4.34	Brass	1.440	36.58	H2647	5	M	.130	3.30	Brass	1.816	46.13
H2610	1	K	.187	4.74	Brass	.315	8.00	H2648	6	M	.130	3.30	Brass	2.191	55.65
H2611	1	K	.130	3.30	Tin Plated Brass	.315	8.00	H2649	7	M	.130	3.30	Brass	2.565	65.15
H2612	2	K	.130	3.30	Tin Plated Brass	.690	17.53	H2650	9	M	.130	3.30	Brass	3.316	84.23
H2613	3	K	.130	3.30	Tin Plated Brass	1.065	27.05	H2651	12	M	.130	3.30	Brass	4.441	112.80
H2614	4	K	.130	3.30	Tin Plated Brass	1.440	36.58	H2652	1	M	.152	3.86	Brass	.315	8.00
H2615	7	K	.130	3.30	Tin Plated Brass	2.565	65.15	H2653	1	M	.171	4.34	Brass	.315	8.00
H2616	6	K	.130	3.30	Brass	2.191	55.65	H2654	2	M	.171	4.34	Brass	.690	17.53
H2617	6	K	.130	3.30	Tin Plated Brass	2.191	55.65	H2655	3	M	.171	4.34	Brass	1.065	27.05
H2618	7	K	.130	3.30	Brass	2.565	65.15	H2656	4	M	.171	4.34	Brass	1.440	36.58
H2621	1	L	.130	3.30	Brass	.315	8.00	H2661	1	M	.097	2.46	Tin Plated Brass	.315	8.00
H2622	2	L	.130	3.30	Brass	.690	17.53	H2662	1	M	.130	3.30	Tin Plated Brass	.315	8.00
H2623	3	L	.130	3.30	Brass	1.065	27.05	H2663	2	M	.130	3.30	Tin Plated Brass	.690	17.53
H2624	4	L	.130	3.30	Brass	1.440	36.58	H2664	3	M	.130	3.30	Tin Plated Brass	1.065	27.05
H2625	1	L	.171	4.34	Brass	.315	8.00	H2665	4	M	.130	3.30	Tin Plated Brass	1.440	36.58
H2626	2	L	.171	4.34	Brass	.690	17.53	H2666	5	M	.130	3.30	Tin Plated Brass	1.816	46.13
H2627	3	L	.171	4.34	Brass	1.065	27.05	H2667	6	M	.130	3.30	Tin Plated Brass	2.191	55.65
H2628	4	L	.171	4.34	Brass	1.440	36.58	H2668	7	M	.130	3.30	Tin Plated Brass	2.565	65.15
H2629	6	L	.130	3.30	Brass	2.191	55.65	H2669	12	M	.130	3.30	Tin Plated Brass	4.441	112.80
H2631	1	L	.130	3.30	Tin Plated Brass	.315	8.00	H2670	1	M	.152	3.86	Tin Plated Brass	.315	8.00
H2632	2	L	.130	3.30	Tin Plated Brass	.690	17.53	H2671	1	M	.171	4.34	Tin Plated Brass	.315	8.00
H2633	3	L	.130	3.30	Tin Plated Brass	1.065	27.05	H2672	4	M	.171	4.34	Tin Plated Brass	1.440	36.58
H2634	4	L	.130	3.30	Tin Plated Brass	1.440	36.58								



Most terminals available tape mounted. Consult Electro-Term/Hollingsworth with your specifications.





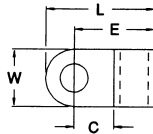
Wire Size: 22/16			Material: COPPER			Thickness: .032" / .81 mm THK			CMA Range: 509-3260			Barrel Ins. Dia.: .061" / 1.55 mm		
Basic Dimensions			Non-Insulated			Insulated (Red Vinyl)			Insulated (Red Nylon)					
						Insul. Dia. .160" / 4.06 mm			Insul. Dia. .146" / 3.71 mm					
W In./mm	H In./mm	X mm	NIT	NIT Braze	L In./mm	Funnel FIT	L In./mm	Funnel FIIG	L In./mm					
.070"/1.78mm	.075"/1.90mm	.41"/10.41mm	WP13000S	WP13000SB	.70"/17.78mm	WP13004SF	.99"/25.15mm	XWP13006SN	.99"/25.15mm					
Hand Tool			H4A	H4A		H7B & H53		H7B & H53						

Wire Size: 16/14			Material: COPPER			Thickness: .032" / .81 mm THK			CMA Range: 2050-5180			Barrel Ins. Dia.: .085" / 2.16 mm		
Basic Dimensions			Non-Insulated			Insulated (Blue Vinyl)			Insulated (Blue Nylon)					
						Insul. Dia. .198" / 5.03 mm			Insul. Dia. .178" / 4.52 mm					
W In./mm	H In./mm	X mm	NIT	NIT Braze	L In./mm	Funnel FIT	L In./mm	Funnel FIIG	L In./mm					
.075"/1.90mm	.075"/1.90mm	.41"/10.41mm	WP13010S	WP13010SB	.70"/17.78mm	WP13014SF	.99"/25.15mm	XWP13016SN	.99"/25.15mm					
Hand Tool			H4A	H4A		H7B & H53		H7B & H53						

Wire Size: 12/10			Material: COPPER			Thickness: .040" / 1.02 mm THK			CMA Range: 5180-13,100			Barrel Ins. Dia.: .129" / 3.27 mm		
Basic Dimensions			Non-Insulated			Insulated (Yellow Vinyl)			Insulated (Yellow Nylon)					
						Insul. Dia. .265" / 6.73 mm			Insul. Dia. .239" / 6.07mm					
W In./mm	H In./mm	X mm	NIT	NIT Braze	L In./mm	Funnel FIT	L In./mm	Funnel FIIG	L In./mm					
.090"/2.29mm	.102"/2.59mm	.41"/10.41mm	WP13020	WP13020B	.80"/20.32mm	WP13022F	1.10"/27.94mm	XWP13023N	1.15"/29.21mm					
Hand Tool			H4A	H4A		H6E & H53		H6E & H53						



12/2 Flag Rings

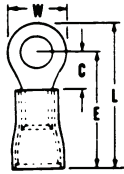


Material: COPPER

Wire Size	CMA Range	Stud Size	Basic Dimensions							Non-Insulated					
			Barrel I.D. In.	Barrel I.D. mm	W In.	W mm	C In.	C mm	Mat'l. Thk. In.	Mat'l. Thk. mm	NIT Braze	E In.	E mm	L In.	L mm
12-10	5180-13,100	8	.129	3.28	.31	7.87	.25	6.35	.040	1.01	T189B	.48	12.2	.63	16.00
12-10	5180-13,100	10	.129	3.29	.31	7.87	.25	6.35	.040	1.01	T194B	.48	12.2	.63	16.00
8	13,100-20,800	10	.180	4.57	.50	12.70	.38	9.65	.040	1.01	T190B	.67	17	.92	23.37
8	13,100-20,800	1/4	.180	4.57	.50	12.70	.38	9.65	.040	1.01	T191B	.67	17	.92	23.37
6	20,800-33,100	10	.224	5.69	.50	12.70	.37	9.40	.048	1.22	T192B	.71	18.03	.96	24.38
6	20,800-33,100	1/4	.224	5.69	.50	12.70	.37	9.40	.048	1.22	T193B	.71	18.03	.96	24.38
4	33,100-52,600	1/4	.287	7.29	.64	16.26	.43	10.92	.068	1.73	T183B	.89	22.61	1.20	30.48
4	33,100-52,600	5/16	.287	7.29	.64	16.26	.43	10.92	.068	1.73	T184B	.89	22.61	1.20	30.48
4	33,100-52,600	3/8	.287	7.29	.64	16.26	.43	10.92	.068	1.73	T185B	.89	22.61	1.20	30.48
2	52,600-83,700	1/4	.355	9.02	.64	16.26	.46	11.68	.078	1.98	T186B	1.01	25.65	1.32	33.53
2	52,600-83,700	5/16	.355	9.02	.64	16.26	.46	11.68	.078	1.98	T187B	1.01	25.65	1.32	33.53
2	52,600-83,700	3/8	.355	9.02	.64	16.26	.46	11.68	.078	1.98	T188B	1.01	25.65	1.32	33.53



Military Specifications

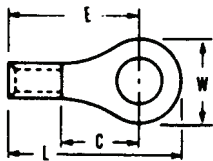


AS7928 is the most commonly used government specification for Solderless terminals. This specification permits the use of Class 1 and Class 2 terminals.

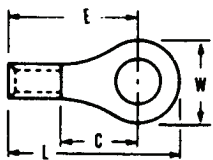
- **Type I Class 1** terminals are those uninsulated terminals which, when crimped with an MS approved crimping tool, meet all dimensional and performance requirements of the specification.
- **Type II Class 1** terminals are those insulated terminals which, when crimped with an MS approved tool, meet the dimensional and performance requirements of the specification.
- Both **Type I Class 2** and **Type II Class 2** terminals are those which, when crimped with tooling recommended by the manufacturer, meet the performance requirements of the specifications.

The Hollingsworth terminals which are on the QPL can be found below.

MIL SPEC AS25036 (Insulated)														
Item Number.	W In.	W mm	C In.	C mm	E In.	E mm	L In.	L mm	Type II Class 1 Nylon	Hand Tool	Type II Class 2 Nylon	Hand Tool	Wire Size	Stud Size
MS25036-101	.22	5.59	.16	4.06	.63	16.00	.74	18.80	XR1881SN	H59	XR1881SN	H7B	22-18	6
MS25036-102	.25	6.35	.32	8.13	.77	19.56	.87	22.10	XR1885SN	H59	XR1885SN	H7B	22-18	6
MS25036-103	.31	7.87	.32	8.13	.75	19.05	.91	23.11	XR1891SN	H59	XR1891SN	H7B	22-18	10
MS25036-104	.47	11.94	.44	11.18	.88	22.35	1.09	27.69	XR1895SN	H59	XR1895SN	H7B	22-18	5/16
MS25036-105	.53	13.46	.44	11.18	.90	22.86	1.17	29.72	XR1896SN	H59	XR1896SN	H7B	22-18	3/8
MS25036-106	.25	6.35	.16	4.06	.62	15.75	.74	18.80	XR2442SN	H59	XR2442SN	H7B	16-14	6
MS25036-107	.31	7.87	.28	7.11	.75	19.05	.91	23.11	XR1901SN	H59	XR1901SN	H7B	16-14	6
MS25036-108	.31	7.87	.28	7.11	.74	18.80	.90	22.86	XR1903SN	H59	XR1903SN	H7B	16-14	10
MS25036-109	.46	11.68	.44	11.18	.88	22.35	1.09	27.69	XR1907SN	H59	XR1907SN	H7B	16-14	5/16
MS25036-110	.53	13.46	.44	11.18	.90	22.86	1.17	29.72	XR1908SN	H59	XR1908SN	H7B	16-14	3/8
MS25036-111	.37	9.40	.28	7.11	.90	22.86	1.04	27.69	XR5107N	H59	XR5107N	H6E	12-10	6
MS25036-112	.37	9.40	.28	7.11	.90	22.86	1.09	27.69	XR5109N	H59	XR5109N	H6E	12-10	10
MS25036-113	.52	13.21	.47	11.94	1.07	27.18	1.32	33.53	XR5111N	H59	XR5111N	H6E	12-10	5/16
MS25036-114	.59	14.99	.50	12.70	1.12	28.45	1.41	35.81	XR5112N	H59	XR5112N	H6E	12-10	3/8
MS25036-143	.14	3.56	.17	4.32	.62	15.75	.69	17.53	XR26336N	H59	XR26336N		26-24	2
MS25036-144	.20	5.08	.22	5.59	.65	16.51	.76	19.30	XR26337N	H59	XR26337N		26-24	4
MS25036-145	.25	6.35	.29	7.37	.73	18.54	.86	21.84	XR26338N	H59	XR26338N		26-24	6
MS25036-146	.32	8.13	.29	7.37	.76	19.30	.86	21.84	XR26339N	H59	XR26339N		26-24	8
MS25036-147	.32	8.13	.29	7.37	.72	18.29	.86	21.84	XR26340N	H59	XR26340N		26-24	10
MS25036-148	.22	5.59	.16	4.06	.70	17.78	.73	18.54	XR1880SN	H59	XR1880SN	H7B	22-18	4
MS25036-149	.31	7.87	.32	8.13	.76	19.30	.93	23.62	XR1890SN	H59	XR1890SN	H7B	22-18	8
MS25036-150	.47	11.94	.44	11.18	.87	22.10	1.09	27.69	XR1894SN	H59	XR1894SN	H7B	22-18	1/4
MS25036-152	.25	6.39	.16	4.06	.59	14.99	.73	18.54	XR2441SN	H59	XR2441SN	H7B	16-14	4
MS25036-153	.31	7.87	.28	7.11	.72	18.29	.90	22.86	XR1902SN	H59	XR1902SN	H7B	16-14	8
MS25036-154	.46	11.68	.44	11.18	.87	22.10	1.12	28.45	XR1906SN	H59	XR1906SN	H7B	16-14	1/4
MS25036-156	.37	9.40	.28	7.11	.87	22.10	1.08	27.43	XR5108N	H59	XR5108N	H6E	12-10	8
MS25036-157	.52	13.21	.47	11.94	1.06	26.92	1.32	33.53	XR5110N	H59	XR5110N	H6E	12-10	1/4
MS25036-158	.71	18.03	.50	12.70	1.09	27.69	1.41	35.81	XR5117N	H59	XR5117N	H6E	12-10	1/2
MS25036-159	.22	5.59	.16	4.06	.70	17.78	.73	18.54	XR1879SN	H59	XR1879SN	H7B	22-18	2



MIL SPEC AS20659 (Non-Insulated)														
Item Number	W In.	W mm	C In.	C mm	E In.	E mm	L In.	L mm	Type I Class 1	Type I Class 2	Wire Size	Stud Size		
MS20659-105	.37	9.40	.28	7.11	.56	14.22	.74	18.80	R3457B	R3457B	12-10	10		
MS20659-106	.52	13.21	.47	11.94	.74	18.80	1.01	25.65	R3459B	R3459B	12-10	5/16		
MS20659-128	.59	14.99	.50	12.70	.77	19.56	1.07	27.18	R3220B	R3220B	12-10	3/8		
MS20659-165	.31	7.87	.27	6.86	.54	13.72	.70	17.78	R3453B	R3453B	12-10	6		
MS20659-166	.71	18.03	.50	12.70	.77	19.56	1.13	28.70	R3223B	R3223B	12-10	1/2		



MIL SPEC AS7928/7 (Non-Insulated) Ring Tongue														
Item Number	W In.	W mm	C In.	C mm	E In.	E mm	L In.	L mm	Type I Class 1	Type I Class 2	Wire Size	Stud Size		
M7928/7-1	.22	5.58	.16	4.06	.43	10.92	.54	13.72	R4103B	R4103B	22-18	2		
M7928/7-2	.22	5.58	.16	4.06	.43	10.92	.54	13.72	R4104B	R4104B	22-18	4		
M7928/7-3	.28	7.12	.32	8.13	.58	14.73	.72	18.29	R4262B	R4262B	22-18	6		
M7928/7-4	.28	7.12	.32	8.13	.58	14.73	.72	18.29	R4264B	R4264B	22-18	10		
M7928/7-5	.47	11.94	.44	11.18	.70	17.78	.93	23.62	R4114B	R4114B	22-18	5/16		
M7928/7-6	.53	13.46	.44	11.18	.70	17.78	.96	24.38	R4115B	R4115B	22-18	3/8		
M7928/7-7	.31	7.87	.28	7.11	.55	13.97	.70	17.78	R4121B	R4121B	16-14	6		
M7928/7-8	.31	7.87	.28	7.11	.55	13.97	.70	17.78	R4123B	R4123B	16-14	10		
M7928/7-9	.44	11.18	.44	11.18	.71	18.03	.93	23.62	R4125B	R4125B	16-14	5/16		
M7928/7-10	.53	13.46	.44	11.18	.70	17.78	.96	24.38	R4126B	R4126B	16-14	3/8		
M7928/7-11	.25	6.35	.16	4.06	.43	10.92	.54	13.72	R4119B	R4119B	16-14	4		

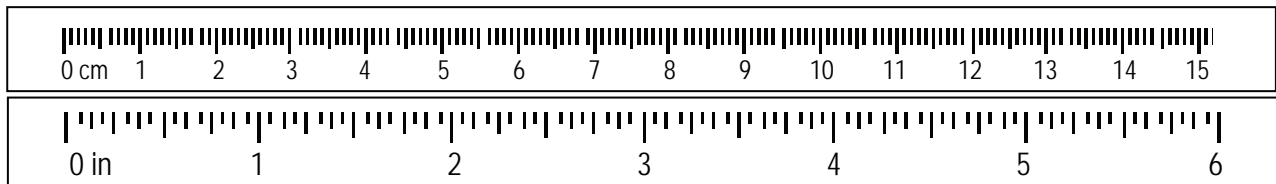


Most terminals available tape mounted. Consult Electro-Term/Hollingsworth with your specifications.

STUD SIZE CHART		
	Diameter	
	Inches	mm
●	#0 — .066	1.68
●	#2 — .093	2.36
●	#4 — .119	3.02
●	#6 — .148	3.76
●	#8 — .178	4.52
●	#10 — .198	5.03
●	1/4" — .265	6.73
●	5/16" — .326	8.28
●	3/8" — .390	9.91
●	7/16" — .454	11.53
●	1/2" — .518	13.16
●	5/8" — .656	16.66
●	3/4" — .779	19.79

DECIMAL EQUIVALENT CHART				
	1/64	0.015625	33/64	0.515625
	1/32	0.03125	17/32	0.53125
	3/64	0.046875	35/64	0.546875
	1/16	0.0625	9/16	0.5625
	5/64	0.078125	37/64	0.578125
	3/32	0.09375	19/32	0.59375
	7/64	0.109375	39/64	0.609375
	1/8	0.125	5/8	0.625
	9/64	0.140625	41/64	0.640625
	5/32	0.15625	21/32	0.65625
	11/64	0.171875	43/64	0.671875
	3/16	0.1875	11/16	0.6875
	13/64	0.203125	45/64	0.703125
	7/32	0.21875	23/32	0.71875
	15/64	0.234375	47/64	0.734375
	1/4	0.25	3/4	0.75
	17/64	0.265625	49/64	0.765625
	9/32	0.28125	25/32	0.78125
	19/64	0.296875	51/64	0.796875
	5/16	0.3125	13/16	0.8125
	21/64	0.328125	53/64	0.828125
	11/32	0.34375	27/32	0.84375
	23/64	0.359375	55/64	0.859375
	3/8	0.375	7/8	0.875
	25/64	0.390625	57/64	0.890625
	13/32	0.40625	29/32	0.90625
	27/64	0.421875	59/64	0.921875
	7/16	0.4375	15/16	0.9375
	29/64	0.453125	61/64	0.953125
	15/32	0.46875	31/32	0.96875
	31/64	0.484375	63/64	0.984375
1/2		0.5	1	1.0

WIRE GAGE CONVERSION CHART		
AWG	CMA	MM ²
26 - 24	202 - 320	0.10 - 0.16
26 - 22	202 - 810	0.10 - 0.41
24 - 20	320 - 1290	0.16 - 0.65
22 - 18	509 - 2050	0.30 - 1.04
22 - 16	509 - 3260	0.30 - 1.65
20 - 16	1290 - 3260	0.65 - 1.65
18 - 14	1600 - 5180	0.81 - 2.62
16 - 14	2050 - 5180	1.04 - 2.62
14 - 12	3260 - 8230	1.65 - 4.17
12 - 10	5180 - 13,100	2.62 - 6.64
8	13,100 - 20,800	6.64 - 10.54
6	20,800 - 33,100	10.54 - 16.77
4	33,100 - 52,600	16.77 - 26.65
2	52,600 - 83,700	26.65 - 42.41
1/0	83,700 - 119,500	42.41 - 60.55
2/0	119,500 - 150,500	60.55 - 76.26
3/0	150,500 - 190,000	76.26 - 96.27
4/0	190,000 - 231,000	96.27 - 117.05
250 MCM	250,000	127
300 MCM	300,000	152
350 MCM	350,000	177
400 MCM	400,000	203
500 MCM	500,000	253



Performance Characteristics

These tests were performed under strict laboratory controlled conditions and may vary depending on type of wire and terminal combinations, wire stripping methods, and maintenance or proper gauging and calibration of manufacturer's recommended tooling.

CHART 9072
Corrosion (Salt Spray) Test
48 hours, 5% NaCl Fog

Note: Specification Maximum: Voltage drop of equivalent wire length, plus specification allowance.

Salt Spray (Corrosion Test)

- The purpose of this test, in which terminal samples are subjected to a fine mist of 5% salt solution for a specific time (48 hours), is to provide an accelerated laboratory conducted corrosion test.
- The curves shown on chart 9072 plot the final voltage drops (i.e., after subjecting the samples to salt spray), as called for in specification AS7928. For a terminal to meet or exceed requirements, its voltage drop readings after test must fall below limits shown in the upper curve (final). All Hollingsworth Military approved terminals exceed AS7928 Salt Spray (Corrosion) Test requirements.

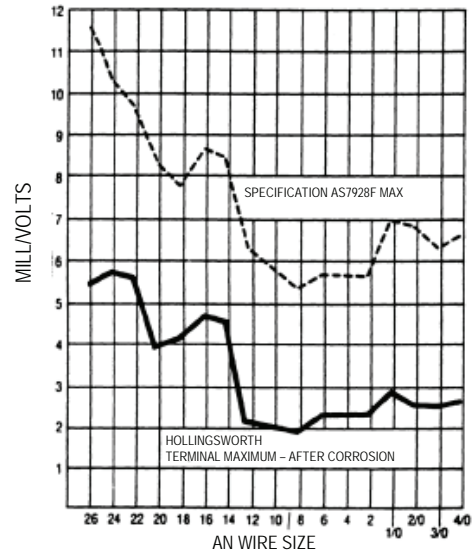
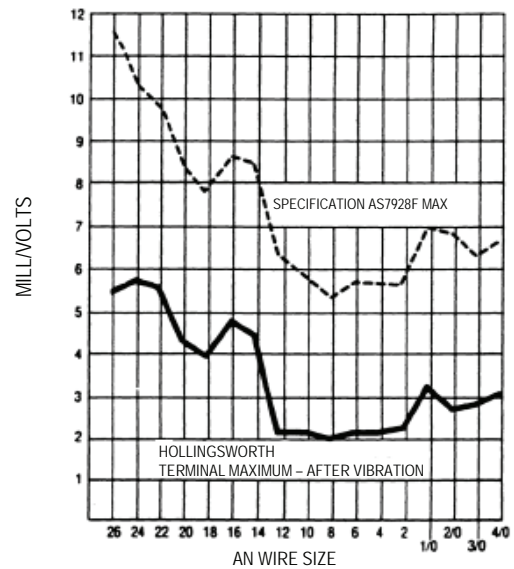


CHART 9073
Vibration Test 10-55 C.P.S.
36 hours

Note: Specification Maximum: Voltage drop of equivalent wire length, plus specification allowance.

Vibration Test

- The purpose of this test is to determine the detrimental effect of vibration on the terminal. Terminals are attached to each end of a suitable length of wire. The test terminals are mounted in a specially built vibration machine, conforming to the requirements as set out in paragraph 4.7.7 of specifications AS7928.
- The test terminals are subjected to vibrations of 10 through 55 cps. for a period of 18 hours in one plane and a further 18 hours in a plane normal to the first; a total test period of 36 hours and are subjected to voltage drop tests before and after vibration.
- The curves shown on chart 9073 plot voltage drops (i.e., after subjecting the samples to the vibration test). For a terminal to meet or exceed requirements, its voltage drop readings after test must fall below the limits shown in the upper curve (final). All Hollingsworth Military approved terminals exceed AS7928 Vibrations Tests.



Tensile Strength Test

- The purpose of this test is to ensure secureness of the crimped terminal. The test is carried out as indicated under paragraph 4.7.8 of specifications AS7928.
- After crimping the terminal to a suitable length of wire, it is placed in a standard tensile testing machine and sufficient force is applied to pull the wire out of the terminal or break the wire, or the terminal.
- The lower curve on charts 9074 and 9075 plots the minimum pull out force expected for the various wire sizes crimped. The upper curve plots average pull out forces measured in actual tests on numerous samples. All Hollingsworth Military approved terminals exceed AS7928 Tensile Strength requirements.

CHART 9074
Tensile Strength Test 26-10 AWG

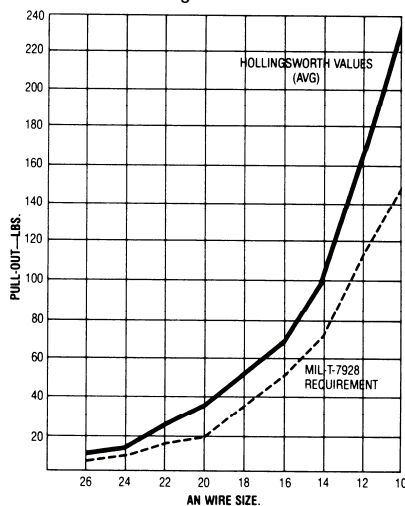


CHART 9075
Tensile Strength Test 8-4/0 AWG

