

Altech "U" Series Universal Rail Mounting Standard Screw Clamp Feed through terminals are the most versatile terminals for wire-to-wire connection in control, automation, instrumentation and power distribution applications. A special design feature on the flexible foot enables easy mounting and dismounting from the DIN Rail with the help of a screwdriver.


The terminals with AEx eII Ex eII can be used in a potentially explosive atmosphere which may occur in chemical and petrochemical industry. These terminals can be used in Class 1, Zone 0, 1 & 2 hazardous locations. These terminal blocks comply to En 500019.



CTS2.5U-N



CTS4U-N



Terminal Width	5 mm			6 mm		
Height x Length	45 x 43 mm			45 x 43 mm		
Stripping Length	9 mm			9 mm		
Insulation Material	Polyamide 6.6			Polyamide 6.6		
Type of Connection	2 screw clamps & 1 tapped hole for cross connect.			2 screw clamps & 1 tapped hole for cross connect.		
Approvals						
Wire Range	22-12 AWG	0.5-2.5 sq.mm	22-14 AWG	22-10 AWG	0.5-4 sq.mm	22-10 AWG
Voltage Rating	600 V	800 V	600 V	600 V	800 V	600 V
Current Rating	25 A	24 A	20 A	35/40 A*	32 A	35/40A*
Torque	7 lb-in	0.4 Nm	7 lb-in	7 lb-in	0.5 Nm	7 lb-in

Other Approvals



Terminal Block

End Plate	
Isolation Partition	
Separator Plate	

DIN Rail for ordering information refer to page 70



End Stop	
for ordering information refer to page 72	

Internal Jumper		2 pole	CA721/2	100	CA722/2	100
		3 pole	CA721/3	50	CA722/3	50
		4 pole	CA721/4	50	CA722/4	50
		10 pole	CA721/10	10	CA722/10	10
		100 pole	CA721/100	10	CA722/100	10

Insulated Internal Jumper		2 pole	CA741/2	100	CA742/2	100
		3 pole	CA741/3	50	CA742/3	50
		4 pole	CA741/4	50	CA742/4	50
		10 pole	CA741/10	10	CA742/10	10
		100 pole	CA741/100	10	CA742/100	10

Current Bars		2 pole	CA703/01	100	CA703/1	100
		3 pole	CA704/01	100	CA704/1	100
		4 pole	CA705/01	100	CA705/1	100
		10 pole	CA731/10	100	CA732/10	100
		10 pole (breakable)	—	—	CA732/10-A	100
		100 pole	CA731/100	10	CA732/100	10

Shorting Sleeve & Screw		CA 707/S/Q/01	100	CA707/S/Q/01	100
-------------------------	--	---------------	-----	--------------	-----

External Jumper		2 pole	CA717/2	100	CA713/2	100
		3 pole	CA717/3	100	CA713/3	100
		4 pole	CA717/4	100	CA713/4	50
		10 pole	CA717/10	25	CA713/10	25

Marking Tags		MT5	100	MT6	100
		MT6F	10	MT6F	10

COLOR BLOCKS
(other than grey standard)

When ordering please add color suffix to Cat. No.

Example: CTS2.5U-N/R

Color	Ordering Suffix
Red	R
Blue	BU
Black	BL
Orange	O
Green	G
Yellow	Y
White	W
Beige	BG
Dark Brown	DB

* 35A with one No. 10 AWG and 40A with two No. 12 AWG wires.

CTS6U

CTS10U

CTS16U

CTS25U



8 mm

47 x 43 mm

12 mm

Polyamide 6.6

2 screw clamps & 1 tapped hole for cross connect.

22-8 AWG	1.5-6 sq.mm	22-8 AWG
600 V	750 V	600 V
50 A	41 A	50 A
9 lb-in	0.8 Nm	14 lb-in



Cat. No.	Std. Pk.
CTS6U	50
EP6/10U	50
PP6/10U	50
SP6/10U	100



CA702	50
CA802	50

CA723/2	100
CA723/3	50
CA723/4	50
CA723/10	10

CA743/2	100
CA743/3	50
CA743/4	50
CA743/10	10

CA703/2	100
CA704/2	100
CA705/2	100
CA733/10	100

CA707/S/Q/1	100
CA710/2	100
CA710/3	100
CA710/4	100
CA710/10	25

MT8	100
MT6F	10

10 mm

47 x 43 mm

12 mm

Polyamide 6.6

2 screw clamps & 1 tapped hole for cross connect.

22-6 AWG	1.5-10 sq.mm	16-6 AWG
600 V	750 V	600 V
65 A	57 A	65 A
14 lb-in	1.2 Nm	14 lb-in



Cat. No.	Std. Pk.
CTS10U	50
EP6/10U	50
PP6/10U	50
SP6/10U	100



CA702	50
CA802	50

CA724/2	100
CA724/3	50
CA724/4	50
CA724/10	10

CA744/2	100
CA744/3	50
CA744/4	50
CA744/10	10

CA703/3	100
CA704/3	100
CA705/3	100
CA734/10	100

CA707/S/Q/1	100
CA718/2	100
CA718/3	50
CA718/4	50
CA718/10	25

MT10	100
MT6F	10

12 mm

47 x 43 mm

16 mm

Polyamide 6.6

2 screw clamps & 1 tapped hole for cross connect.

22-6 AWG	2.5-16 sq.mm	20-4 AWG
600 V	800 V	600 V
70 A	76 A	85 A
14 lb-in	1.2 Nm	14 lb-in



Cat. No.	Std. Pk.
CTS16U	50
EP6/10U	50
PP6/10U	50
SP6/10U	100



CA702	50
CA802	50

CA751/2	50
CA751/3	50
CA751/4	50
CA751/10	10

CA761/2	50
CA761/3	50
CA761/4	50
CA761/10	10

CA703/8	100
CA704/8	100
CA705/8	100
CA739/10	100

CA707/S/Q/5	100
-------------	-----

MT12	100
MT6F	10

12 mm

56 x 49 mm

18 mm

Polyamide 6.6

2 screw clamps & 1 tapped hole for cross connect.

12-2 AWG	6-25 sq.mm	14-2 AWG
600 V	800 V	600 V
115 A	101 A	115 A
25 lb-in	2.0 Nm	25 lb-in



Cat. No.	Std. Pk.
CTS25U	50
EP25U	50
PP25UN	50



CA702	50
CA802	50

CA725/2	50
CA725/3	25
CA725/4	25
CA725/10	10






































CA745/2	50
CA745/3	25
CA745/4	25
CA745/10	10

CA703/4	100
CA704/4	100
CA705/4	100
CA735/10	100

CA707/S/Q/2	100
-------------	-----

MT12	100
MT6F	10

Feed-Through

	CTS35U			CTS35UN			CTS50U			CTS95U		
												
Terminal Width	15 mm			16 mm			20.5 mm			25 mm		
Height x Length	58 x 52.5 mm			58 x 52.5 mm			75.5 x 71 mm			90 x 83 mm		
Stripping Length	18 mm			18 mm			22 mm			24 mm		
Insulation Material	Polyamide 6.6			Polyamide 6.6			Polyamide 6.6			Polyamide 6.6		
Type of Connection	2 screw clamps & 1 tapped hole for cross			2 screw clamps & 1 tapped hole for cross			2 screw clamp connections			2 screw clamp connections		
Approvals	  						  			  		
Wire Range	8-2 AWG	10-35 sq.mm	8-2 AWG	2-12 AWG	4-35 sq.mm	2-12 AWG	6-2/0 AWG	16-50 sq.mm	6-2/0 AWG	2-4/0 AWG	25-95 sq.mm	2-4/0 AWG
Voltage Rating	600 V	750 V	600 V	600 V	750 V	600 V	600V	1000 V	600 V	600V	1000 V	600 V
Current Rating	145 A	125 A	145 A	130 A	125 A	130 A	150 A	150 A	150 A	230 A	232 A	230 A
Torque	25 lb-in	2.5 Nm	25 lb-in	25 lb-in	2.5 Nm	25 lb-in	60 lb-in	6.8 Nm	60 lb-in	160 lb-in	18.2 Nm	160 lb-in
Other Approvals	   						 			 		
	Cat. No.	Std. Pk.		Cat. No.	Std. Pk.		Cat. No.	Std. Pk.		Cat. No.	Std. Pk.	
Terminal Block	CTS35U	50		CTS35UN	50		CTS50U	10		CTS95U	10	
Isolation Partition 	PP35U	50		PP35UN	50							
DIN Rail for ordering information refer to page 70 												
End Stop for ordering info. refer to page 72 	CA702	50		CA702	50		CA202	50		CA202	50	
	CA802	50		CA802	50		CA102	50		CA102	50	
Internal Jumper 	2 pole	CA726/2	50		CA771/2	50						
	3 pole	CA726/3	25		CA771/3	25						
	4 pole	CA726/4	25		CA771/4	25						
	10 pole	CA726/10	10		CA771/10	10						
	100 pole											
Insulated Internal Jumper 	2 pole	CA746/2	50		CA781/2	50						
	3 pole	CA746/3	25		CA781/3	25						
	4 pole	CA746/4	25		CA781/4	25						
	10 pole	CA746/10	10		CA781/10	10						
	100 pole											
Current Bars 	2 pole	CA703/5	100		CA703/10	100						
	3 pole	CA704/5	100		CA704/10	100						
	4 pole	CA705/5	100		CA705/10	100						
	10 pole	CA736/10	100		CA770/10	100						
	10 pole (breakable)											
	100 pole											
Shorting Sleeve & Screw 	CA707/S/Q/2 100			CA707/S/Q/2 100								
External Jumper 	2 pole											
	3 pole											
	4 pole											
	10 pole											
Marking Tags 	MT15	100		MT16	100		MT20	100		MT25	100	
	MT6F	10		MT6F	10		MT6F	10		MT6F	10	