



*BFPB-37-1-4  
Shown  
(4-Position)*

## Product Data Sheet

# BFPB-XX-X-X

*See catalog nomenclature below for specific numbers.*

## Power Terminal block

For Splicing or Distribution Connections

1605 Amps 1000 Volts AC/DC

### Wire Range

- Suitable for Listed Lugs
  - Lugs must fit on 1/2" or 3/8" studs
  - Dbl-holed Lugs must have 1.75" Spacing
  - See table on page-5 for compatible Lugs.
- Suitable for Flexibar (Flexible busbar)

### Electrical Ratings

- 1605 Amps
- Voltage:
  - 1000V per UL-1059 Class-E & CSA22.2 No.58, Class-C requirements.
  - 600V per UL-1059 Service, Commercial & Industrial Class (A & C) requirements.
  - 600V per CSA22.2 No.58 Service, Commercial & Industrial Class (A & E) requirements.
- Factory & Field Wiring
- SCCR Ratings – see tables below.

### Agency Compliance

- UR - UL Recognized Terminal Block, Evaluated to UL-1059, File No.XCFR2.E62806
- cUR - UL Evaluated to CSA 22.2 No.158, File No.XCFR8.E62806
- RoHS Compliant

### Material Information

- Insulator Base:
  - Glass-Filled Polycarbonate
  - Flammability Rating of Insulator Base UL94V0
  - Insulator Base Temperature Rating: -40°C to 130°C (UL RTI)
- Connector - Copper, Tin Plated
- Terminal Studs - Steel, Zinc Plated
- Hardware (Nuts, Flat Washer, Bellville Washer) - Steel, Zinc Plated


A Regal Brand

**REGAL**

www.regalbeloit.com

## Termination Specifications

- For use with conductors prepared with Listed connectors such as single and double hole compression/crimp lugs or Listed ring, fork or spade terminals.
- For use with Flexibar (flexible busbar) when prepared appropriately.
- Conductor size, ampacity, temperature rating and type are dictated by the ratings of the Listed Lugs utilized and applicable code requirements.
- End positions (that mount the busbar to the insulator ends) are intended to be used as terminal positions.
- It is NOT recommended to stack Lugs with Flexibar on the same stud position(s).

Stud Terminals	Termination Type	Torque Lbf·in (N·m)	Lugs/Flexibar per (Stud) Terminal
	Listed Lugs on 3/8" Studs	250 (28.2)	4 Max
	Listed Lugs on 1/2" Studs	500 (56.5)	4 Max
	Flexibar on 3/8" Studs	250 (28.2)	2 Max
	Flexibar on 1/2" Studs	500 (56.5)	2 Max

## Installation & Accessories

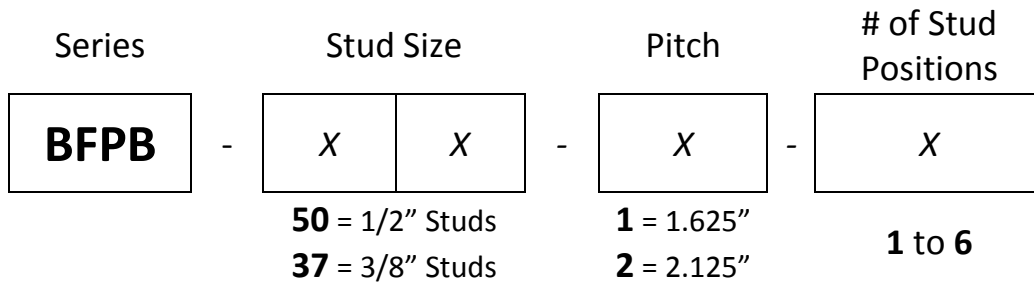
- Mounting (Panel):
  - Recommended 3/8" fastener with flat washer (max diameter 1").
  - Torque Mounting Fastener 50-100 in-lbs (5.6-11.3 N·m).
- Covers:
  - Screw-on covers available upon request.
  - For specific part numbers, see the table on page four.
  - Covers are clear Acrylite® that come with a peel-off protective film to prevent scratches.
- Tools needed:
  - Socket Driver 3/4" for 1/2" Hex Terminal Nuts, or 9/16" for 3/8" Hex Terminal Nuts.
  - Phillips Drive #2 for Cover Mounting Screw.
- Safety Guidelines:
  - Assure all washers and nuts are secured on any unused studs.
  - Use appropriate/specified hardware (washers & nuts).
  - Accessory Cover (Optional) is not intended to provide insulation for electrical spacings.
  - When stacking lugs:
    - (1) Wider lugs should be mounted first, with smaller lugs following on top.
    - (2) Assure Tangs are in contact with the busbar or each other, and barrels are not interfering.

## Short Circuit Current Ratings (SCCR)

- The suitable wire/flexibar ranges are limited to the table values only for achieving the SCCR ratings in excess of the default rating of 10,000A.
- Other conductor combinations within the “Terminal Specifications” noted are suitable for achieving a SCCR of 10,000A (the default rating of terminal blocks).
- Enclosure size – Investigated with a minimum 24x20x8 Enclosure. Use in smaller enclosures is subject to end use evaluation.

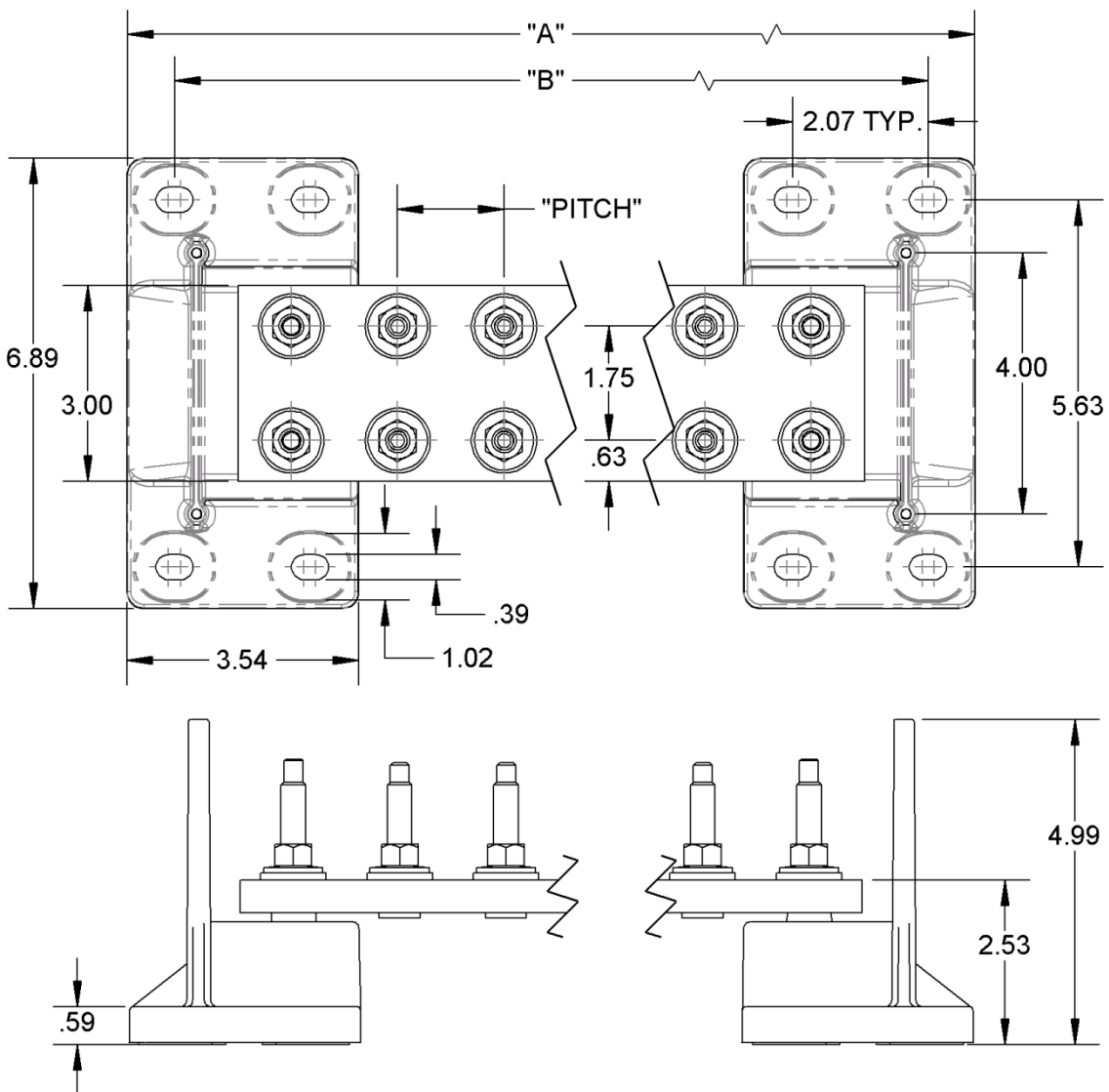
Suitable Lugged Wire -or- Flexibar	Max Fuse Protection Req. Amp Rating / Class					SCCR RMS Sym. Amps 600V. Max
	L	J	T	RK1	RK5	
750 – 350 kcmil	1200	600	1200	600	600	100,000
10x100x1 – 4x32x1	1200	600	1200	600	600	100,000
750 – 350 kcmil	No Over-Current Protection Device Required					35,000
10x100x1 – 4x32x1	No Over-Current Protection Device Required					35,000
Applicable Lugs/Flexibars	No Over-Current Protection Device Required					10,000

## Catalog Nomenclature:



# Drawing

CATALOG NUMBER	STUD POSITIONS	STUD SIZE	DIMENSIONS			Cover Part No.
			PITCH	A	B	
BFPB-50-2-2	2	1/2	2.125	7.14	5.69	CC-BFPB-2-2
BFPB-50-2-3	3	1/2	2.125	9.27	7.82	CC-BFPB-2-3
BFPB-50-2-4	4	1/2	2.125	11.39	9.94	CC-BFPB-2-4
BFPB-50-2-5	5	1/2	2.125	13.52	12.07	CC-BFPB-2-5
BFPB-50-2-6	6	1/2	2.125	15.64	14.19	CC-BFPB-2-6
BFPB-37-1-3	3	3/8	1.625	8.27	6.82	CC-BFPB-1-3
BFPB-37-1-4	4	3/8	1.625	9.89	8.44	CC-BFPB-1-4
BFPB-37-1-5	5	3/8	1.625	11.52	10.07	CC-BFPB-1-5
BFPB-37-1-6	6	3/8	1.625	13.14	11.69	CC-BFPB-1-6



## Suitable Lugs Available

- The following table lists a group of (double-hole) lugs that fit this series.
- Any Listed Lug (single-hole or double-hole) that fastens adequately is acceptable.
- You MUST verify your Lug width is less than or equal to the Pitch specified (Either 1.625" or 2.125").

Wire Size & Type	ILSCO Lugs	Notes:	T&B Crosses	Burndy Crosses
1/0 AL	2ACN-1/0		256-30695-593	YA25A7
2/0 AL	2ACL-2/0		54862BE	YA26A3
3/0 AL	2ACL-3/0		54864BE	YA27A5
4/0 AL	2ACL-4/0		54866BE	YA28A5
250 AL	2ACL-250		54868BE	YA29A3
300 AL	2ACL-300		54870BE	YA30A3
350 AL	2ACL-350		54872BE	YA31A3
400 AL	2ACL-400		54874BE	YA32A3
500 AL	2ACL-500		54876BE	YA34A3
600 AL	2ACL-600		54878BE	YA36A3
750 AL	2ACL-750		54880BE	YA39A5
1/0 AL	2IACL-1/0	<i>Narrow Profile AL Lug</i>	-	-
2/0 AL	2IACL-2/0	<i>Narrow Profile AL Lug</i>	60238	-
3/0 AL	2IACL-3/0	<i>Narrow Profile AL Lug</i>	60244	-
4/0 AL	2IACL-4/0	<i>Narrow Profile AL Lug</i>	60250	-
250 AL	2IACL-250	<i>Narrow Profile AL Lug</i>	60256	-
300 AL	2IACL-300	<i>Narrow Profile AL Lug</i>	60262	-
350 AL	2IACL-350	<i>Narrow Profile AL Lug</i>	60267	-
500 AL	2IACL-500	<i>Narrow Profile AL Lug</i>	60273	-
600 AL	2IACL-600	<i>Narrow Profile AL Lug</i>	60275	-
750 AL	2IACL-750	<i>Narrow Profile AL Lug</i>	60278	-
1000 AL	2IACL-1000	<i>Narrow Profile AL Lug</i>	60284	-
1/0 CU	CLWD-1/0-12-134	<i>Accepts #1 FLEX</i>	256-30695-593PH	YAZ252N
2/0 CU	CLWD-2/0-12-134	<i>Accepts 1/0 FLEX</i>	54862BEPH	YAZ262N
3/0 CU	CLWD-3/0-12-134	<i>Accepts 2/0 FLEX</i>	54864BEPH	YAZ272N
4/0 CU	CLWD-4/0-12-134	<i>Accepts 3/0 FLEX</i>	54866BEPH	YAZ282N
250 CU	CLWD-250-12-134	<i>Accepts 4/0 FLEX</i>	54868BEPH	YAZ292N
300 CU	CLWD-300-12-134	<i>Accepts 250 G,H FLEX</i>	54870BEPH	YAZ302N
350 CU	CLWD-350-12-134	<i>Accepts 250 I,K,M FLEX 262.2 DLO</i>	54872BEPH	YAZ312N
400 CU	CLWD-400-12-134	<i>Accepts 300 G,H,I,K,M FLEX 313.1 DLO</i>	54874BEPH	YAZ322N
500 CU	CLWD-500-12-134	<i>Accepts 350 G,H,I,K,M FLEX 373.7 DLO</i>	54876BEPH	YAZ342NTCFX
600 CU	CLWD-600-12-134	<i>Accepts 400 G,H,I,K,M FLEX 444.4 DLO</i>	54878BEPH	YAZ362N
650 CU	CLWD-650-12-134	<i>Accepts 500 G,H,I,K,M FLEX 535.3 DLO</i>	54880BEPH	YAZ382NTCFX
750 CU	CLWD-750-12-134	<i>Accepts 600 G,H,I,M FLEX 646.4 DLO</i>	54884BEPH	YAZ392N
1000 CU	CLWD-1000-12-134	<i>Accepts 750 G,H,I FLEX 777.7 DLO</i>	58826BEPH	YAZ442N

## Suitable Flexibar & Recommendations

- The following table only lists flexibar configurations we have evaluated with this series.
- Any flexibar may be utilized per the manufacture’s specifications that apply.

Flexibar	Hole Pattern	Pitch	A (in)	B (in)
8x24x1	A	Both	0.94	0.31
10x24x1	A	Both	0.94	0.39
4x32x1	A	Both	1.26	0.16
5x32x1	A	Both	1.26	0.20
6x32x1	A	Both	1.26	0.24
8x32x1	A	Both	1.26	0.31
10x32x1	A	Both	1.26	0.39
3x40x1	A	Both	1.57	0.12
4x40x1	A	Both	1.57	0.16
5x40x1	A	Both	1.57	0.20
6x40x1	A	Both	1.57	0.24
8x40x1	A	Both	1.57	0.31
10x40x1	A	Both	1.57	0.39
6x45x1	A	Both	1.77	0.24
8x45x1	A	Both	1.77	0.31
3x50x1	A	Both	1.97	0.12
4x50x1	A	Both	1.97	0.16
5x50x1	A	Both	1.97	0.20
6x50x1	A	Both	1.97	0.24
8x50x1	A	Both	1.97	0.31
10x50x1	A	Both	1.97	0.39
3x63x1	A	Both	2.48	0.12
4x63x1	A	Both	2.48	0.16
5x63x1	A	Both	2.48	0.20
6x63x1	A	Both	2.48	0.24
8x63x1	A	Both	2.48	0.31
10x63x1	A	Both	2.48	0.39
3x80x1	B	Both	3.15	0.12
4x80x1	B	Both	3.15	0.16
5x80x1	B	Both	3.15	0.20
6x80x1	B	Both	3.15	0.24
8x80x1	B	Both	3.15	0.31
10x80x1	B	Both	3.15	0.39
4x100x1	B	2.125	3.94	0.16
5x100x1	B	2.125	3.94	0.20
6x100x1	B	2.125	3.94	0.24
8x100x1	B	2.125	3.94	0.31
10x100x1	B	2.125	3.94	0.39

