

## UR-Series - UL1077 Recognized Supplementary Protector - 1 pole D-Trip



One Pole

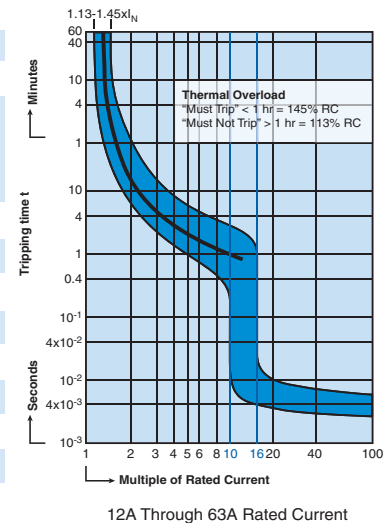
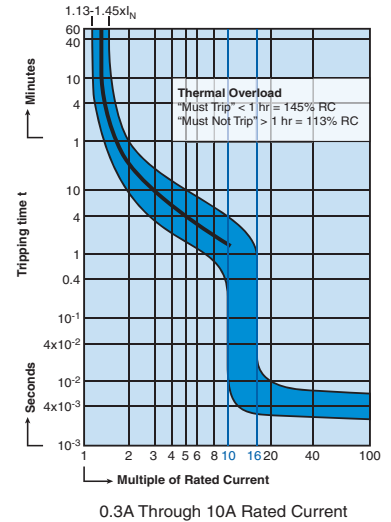


Standard Pack: 12

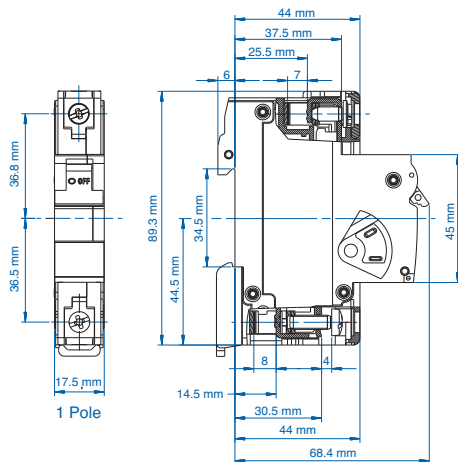
Weight:  
0.3A - 32A  
1.75kg (3.86 lb.)  
40A - 63A  
2.07kg (4.56 lb.)

Rated Current	Type/ Cat. No.	Rated Voltage
0.5A	1D05UR	277V AC
1.0A	1D1UR	277V AC
2.0A	1D2UR	277V AC
3.0A	1D3UR	277V AC
4.0A	1D4UR	277V AC
5.0A	1D5UR	277V AC
6.0A	1D6UR	277V AC
8.0A	1D8UR	277V AC
10A	1D10UR	277V AC
12A	1D12UR	277V AC
13A	1D13UR	277V AC
15A	1D15UR	277V AC
16A	1D16UR	277V AC
20A	1D20UR	277V AC
25A	1D25UR	277V AC
30A	1D30UR	277V AC
32A	1D32UR	277V AC
40A	1D40UR	277V AC
50A	1D50UR	277V AC
60A	1D60UR	277V AC
63A*	1D63UR	277V AC

\*63A is not UL Recognized.



UR - Series	
Voltage Rating	0.5-60A / 277V AC
Short Circuit Withstand Rating	0.5 - 10A (RC): 10 kA with no back-up fuse 8 - 63A (RC): 10 kA with UL-listed Class J back-up fuse; 5 kA with no back-up fuse
Calibration Temperature	30°C (86°F)
Ambient Temperature	-25°C to +55°C (-13°F to 131°F)
Storage Temperature	-40°C to +70°C (-40°F to 158°F)
Terminal Torque (min/max)	2 Nm (17.7 lb.in.) / 2.5Nm (22.2 lb.in.)
Electrical Life	6000 switching cycles ON/ OFF
Mechanical Life	10000 switching cycles ON/ OFF
Vibration Resistance	> 15g according to DIN EN 60069-2-59 during a load with 1.05 x I <sub>N</sub>
Resistance to mechanical shocks	25g @ 11ms



### "D" Magnetic Trip Parameters

Rated current 0.5A to 63A.

1. Hold for a minimum of 100ms at surge of 10 times rated current.
2. Trip in under 100ms at 16 times rated current.

### Short Circuit Withstand Ratings for R-Series Supplementary Protector

Trip Curve	Amp Range	Backup Protection	
		UL-Listed Class J Fuse up to 10kA	No Backup Fuse Required up to:
All	0.5 - 10A	70A	10kA
All	12 - 60A	4xRC*	5kA

\*up to nearest rated current