

V-EA-Series - UL508 Manual Motor Controller - 1 pole B-Trip



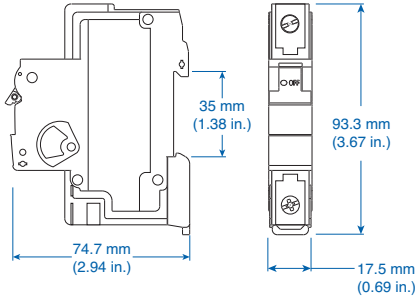
UL508 Listed
E137938



One Pole

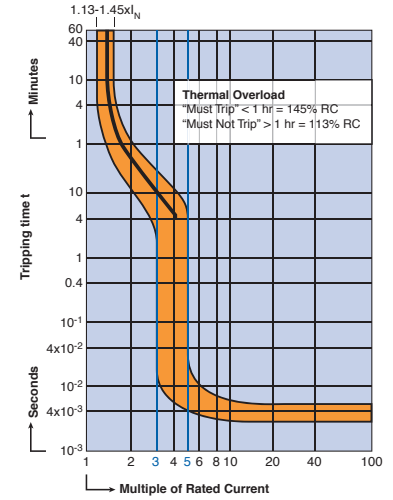
Standard Pack: 12

Weight:
0.3A - 32A
1.8kg (3.97 lb.)
40A - 63A
1.98kg (4.37 lb.)

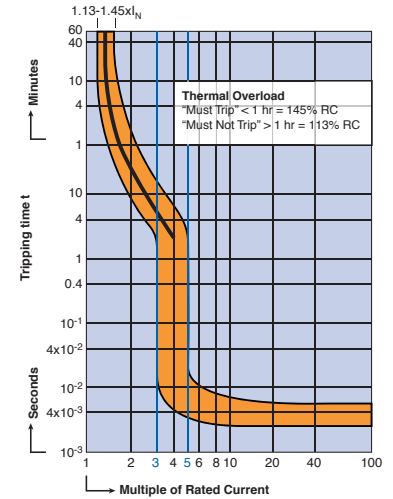


Rated Current	Type/ Cat. No.	Approvals
1.0A	1B1UM	UL SF
1.6A	1B1.6UM	UL SF
2.0A	1B2UM	UL SF
2.5A	1B2.5UM	UL SF
3.0A	1B3UM	UL SF
3.5A	1B3.5UM	UL SF
4.0A	1B4UM	UL SF
5.0A	1B5UM	UL SF
6.0A	1B6UM	UL SF VDE
8.0A	NA	
10A	1B10UM	UL SF VDE
12A	NA	
12.5A	NA	
13A	1B13UM	UL SF VDE
15A	1B15UM	UL SF
16A	1B16UM	UL SF VDE
20A	1B20UM	UL SF VDE
25A	1B25UM	UL SF VDE
30A	1B30UM	UL SF
32A	1B32UM	UL SF
40A	1B40UM	UL SF
50A	1B50UM	UL SF
60A	1B60UM	UL SF
63A	1B63UM	UL SF

V-EA-B Trip 1.0A Through 10A Rated Current



V-EA-B Trip 13A Through 63A Rated Current



Voltage Rating	480Y/277VAC 0.3-25A: 1 pole - 42VDC; 2 Pole - 80VDC 30-60A: 1 pole - 24VDC; 2 Pole - 60VDC
Short Circuit Withstand Rating (UL/CSA - Ratings)	0.3-60A (RC): 10kA with UL-listed RK5 back-up fuse or MCCB
Group Short Circuit Withstand Rating (UL/CSA - Ratings)	0.3-10A (RC): 10kA; 13-60A (RC): 5kA no branch circuit protection required
Interrupting Capacity (VDE - Ratings)	0.3-63A (RC): 10kA
Calibration Temperature	40°C (104°F)
Operating Temperature	-25°C to 55°C (-13°F to 131°F)
Storage Temperature	-40°C to 70°C (-40°F to 158°F)
Terminal Size Acceptability	Top: 18-3 AWG; Bottom: 18-2 AWG (Line/Load reversible)
Terminal Torque	20 lb.in.
Terminal Protection Degree	IP20

SHORT CIRCUIT WITHSTAND RATINGS FOR V-EA MANUAL MOTOR CONTROLLER

Trip Curve	Amp Range	Backup Protection	UL-Listed RK5-Fuse up to 10kA	UL-Listed MCCB up to 10kA	No BCP Required up to:
all	0.3 - 10A		4xRC* min 15A, max 70A	4xRC* min 15A, max 70A	10kA
all	12 - 30/32A		4xRC* max 125A	4xRC* max 125A	5kA
all	40 - 50A		4xRC* max 200A	4xRC* max 200A	5kA
all	60 / 63A		4xRC* max 250A	4xRC* max 250A	5kA

*up to nearest rated current

Standard Dual Connection Terminal

All parts are ring tongue compatible.

